

2019 NATIONAL TRAINEE SURVEY RESULTS

PAEDIATRIC CARDIOLOGY

SPECIALTY SPECIFIC QUESTIONS

OCTOBER 2019

Introduction

The Specialty Specific Questions have been developed to test trainee's access to, participation in or confidence in the attainment of specific aspects of the specialty training curriculum.

The questions have been included as Programme Specific Questions in the annual GMC National Trainee Survey. A table showing trainee's collective responses from a national perspective, a comparison with the responses last previously received for the question (if it has been asked in a previous year) and the region or regions where agreement is highest or lowest are shown on pages 4-7 with a fuller breakdown of the questions and the trainee responses (nationally, by Deanery/LETB and by grade later in this report.

39 Paediatric Cardiology trainees (11 ST4, 11 ST5, 4 ST6, 6 ST7 and 7 ST8) completed the 2019 survey. This was an overall increase of 22% (7 trainees) compared to 2018. The numbers of trainees in each Deanery / LETB completing the survey were as follows:

Deanery / LETB	2018	2019
Health Education East Midlands	4	5
Health Education N, C & E London	10	13
Health Education NW London	1	0
Health Education South London	1	0
Health Education North East	3	3
Health Education North West	0	0
Health Education Mersey	3	4
Health Education Severn	0	3
Health Education South West Peninsula	0	0
Health Education Wessex	<3	<3
Health Education West Midlands	<3	4
Health Education Yorkshire and the Humber	3	3
NHS Education for Scotland	<3	<3
Northern Ireland Medical and Dental Training Agency	<3	0
TOTAL	32	39

Specialty Specific Questions – Paediatric Cardiology

Quality Criteria	% trainees agreeing overall	2018/2019 Difference	Agreement Highest (2018) 2019	Agreement Lowest (2018) 2019
Q1: Did you obtain your first choice of special interest training? (ST7-ST8) Yes NA: 8%	2017: 100% 2018: 100% 2019: 92%	-8%	LDN (N,C&E) (100%) 100% EMD (N/A) 100% WMD (N/A) 100%	NE (100%) 0%
Q2: What proportion of your time is spent in your area of special interest? (ST7-ST8)	NA: 8% 0-24%: 8% 25-49%: 31% >50%: 54%	+ 8% +8% -5% -10%	NE (0%) 100% WMD (N/A) 50% EMD (N/A) 100% LDN (N,C & E) (50%) 71%	LDN (N,C & E) (50%) 29% WMD (N/A) 50%
Q3: What impact does your on call duty have to your overall training? (ST4-ST8) Very positive/positive	2017: 70% 2018: 69% 2019: 75%	+ 6%	EMD (75%) 100% NE (100%) 100% SW (N/A) 100% Y & H (67%) 100% LDN (N, C & E) (70%) 77%	NW (0%) 25% WMD (N/A) 0%
Q4: What proportion of the echocardiograms you perform are reviewed critically to your level of competence by senior staff when you request this? (ST4-ST8)	N/A: 3% 0-24%: 5% 25-49%: 10% 50-74%: 21% 75-100%: 62%	+0% -8% +4% +2% +3%	NE (33%) 33% WMD (N/A) 75% NW (33%) 75% EMD, SW, Y & H 100%	WMD (N/A) 25% LDN (N,C & E) (10%) 8% LDN (N,C & E) (30%) 31% LDN (N,C & E) (50%) 62%
Q5: In your experience, how difficult or otherwise was it for you to achieve the competencies set out in the 2010 curriculum? (ST4-ST8) Very easy/fairly easy	2017: 30% 2018: 31% 2019: 48%	+17%	Y & H (0%) 67% NE (33%) 66% LDN (N,C & E) (40%) 54% WMD (N/A) 50%	NW (33%) 25% SW (N/A) 33% EMD (0%) 40%
Q6: Is research actively encouraged and facilitated by your centre? (ST6-ST8) Yes	2017: 71% 2018: 56% 2019: 71%	+15%	NE (100%) 100% LDN (N, C & E) (83%) 88%	WMD (N/A) 67%
Q7: Does your training centre facilitate your attendance to at least 80% of national training dates on average each year? (ST6-ST8) Yes	2017: 88% 2018: 81% 2019: 76%	-5%	NE (100%) 100% LDN (N, C & E) (100%) 88%	WMD (N/A) 67%

Deanery / LETB	Year	N=	Q1	Q2	Q3	Q4	Q5	Q6	Q7
Health Education East Midlands	2018	4	No data		75		0	100	100
	2019	5	100		100		40	0	0*
Health Education London (North, Central & East)	2018	10	100		70		40	83	100
	2019	13	100		77		54	88	88
Health Education London (North West)	2018	<3	No data		No data		No data	No data	No data
	2019	0	No data		No data		No data	No data	No data
Health Education London (South)	2018	<3	No data		No data		No data	No data	No data
	2019	0	No data		No data		No data	No data	No data
Health Education North East	2018	3	100		100		33	100	100
	2019	3	0		100		66	100	100
Health Education North West	2018	3	No data		0		33	No data	No data
	2019	4	No data		25		25	No data	No data
Health Education South West	2018	0	No data		No data		No data	No data	No data
	2019	3	No data		100		33	No data	No data
Health Education Wessex	2018	<3	No data		No data		No data	No data	No data
	2019	<3	No data		No data		No data	No data	No data
Health Education West Midlands	2018	<3	No data		No data		No data	No data	No data
	2019	4	100		50		50	67	67
Health Education Yorkshire and the Humber	2018	3	100		67		100	100	100
	2019	3	No data		100		67	No data	No data
NHS Education for Scotland	2018	<3	No data		No data		No data	No data	No data
	2019	<3	No data		No data		No data	No data	No data
Northern Ireland Medical and Dental Training Agency	2018	<3	No data		No data		No data	No data	No data
	2019	0	No data		No data		No data	No data	No data

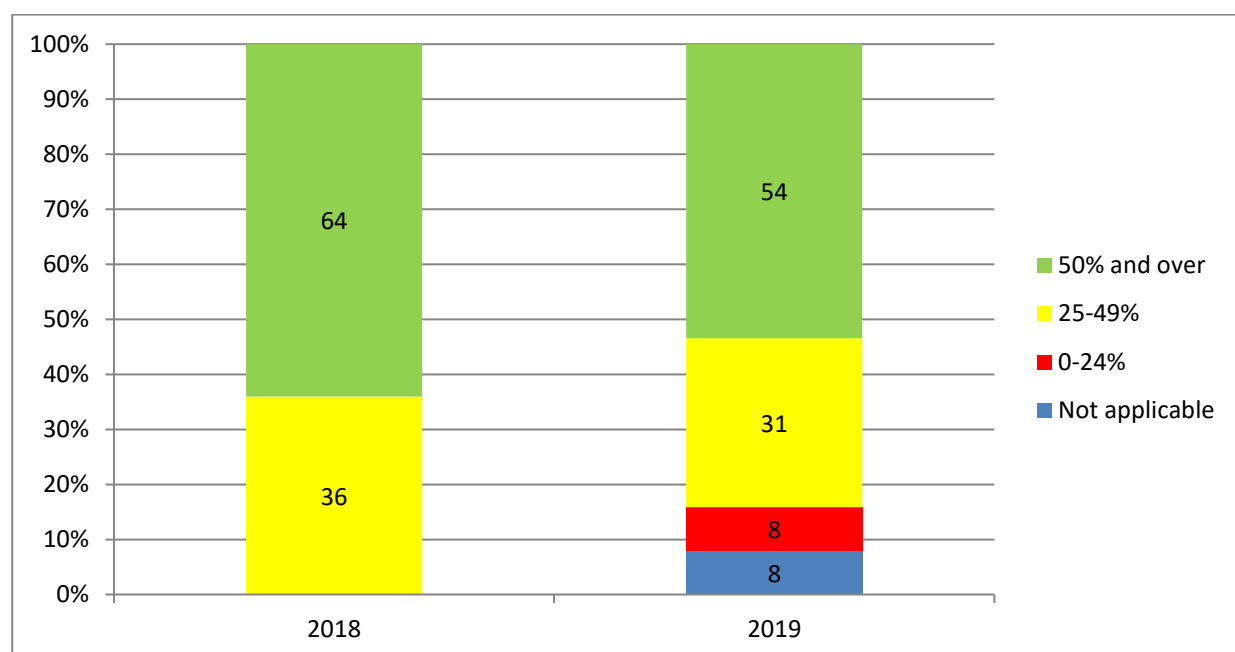
	Increase in agreement 2018/19		decrease in agreement 2018/19		Agreement unchanged 2018/19
--	-------------------------------	--	-------------------------------	--	-----------------------------

* Q7 100% of trainees answered N/A

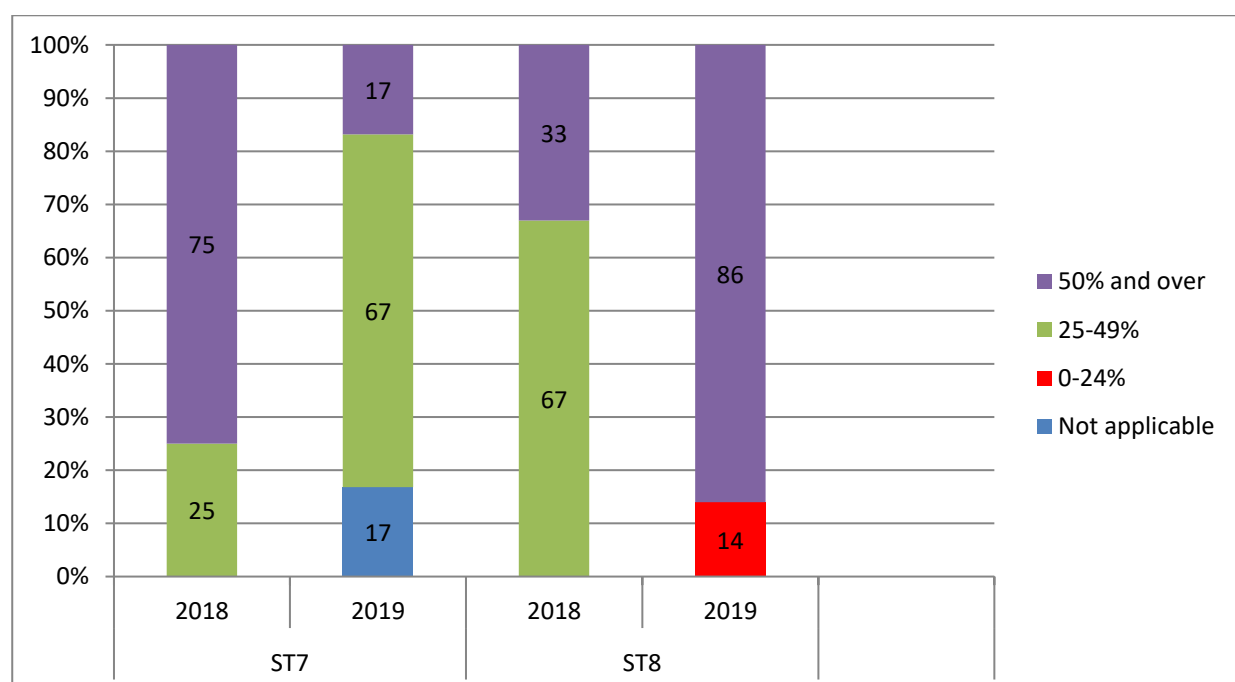
Q2. What proportion of your time is spent in your area of special interest?

(This question was presented to trainees of the following grades: ST7, ST8) 2018: n=11, 2019: n=13

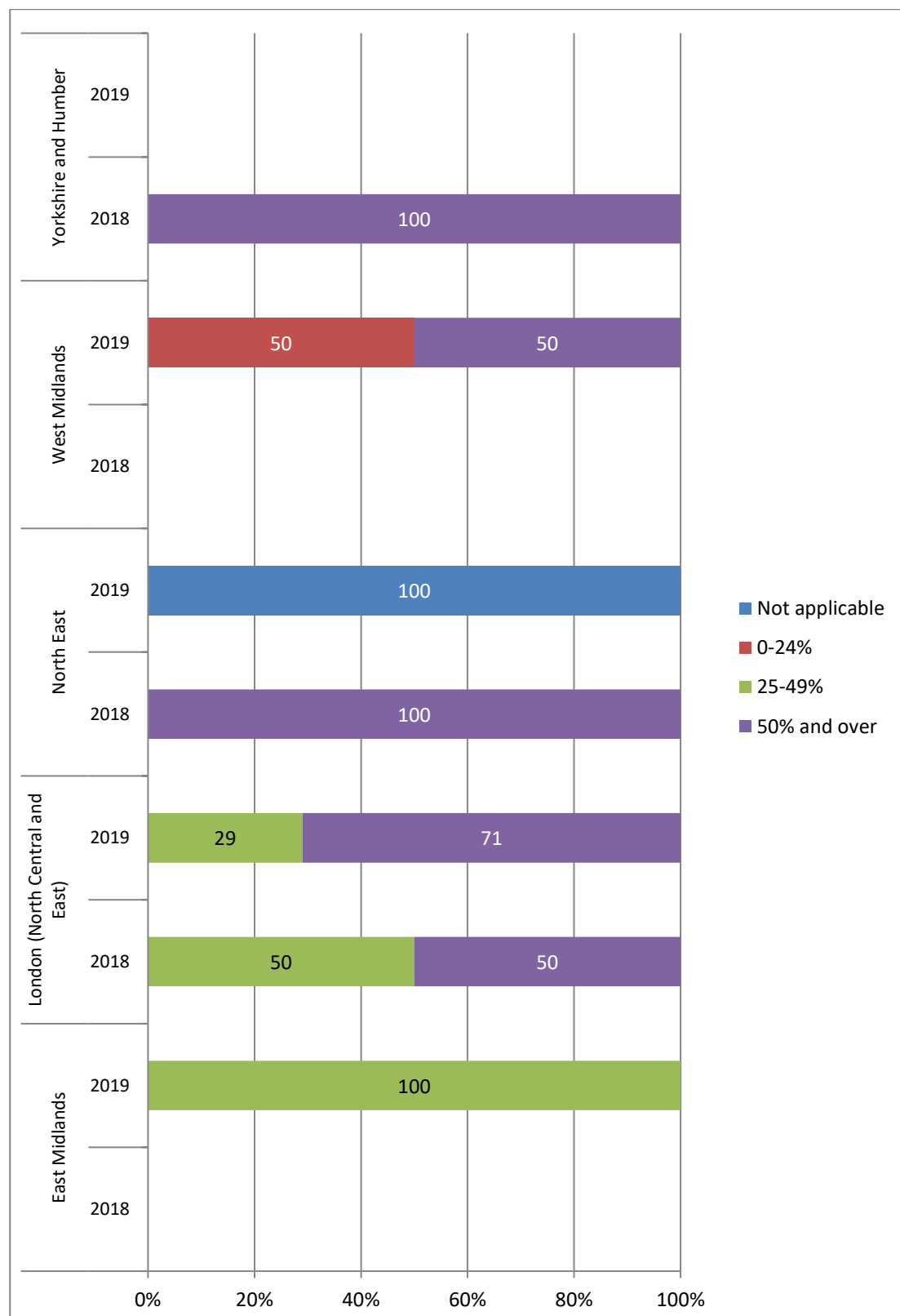
All results



Grade



Deanery / LETB

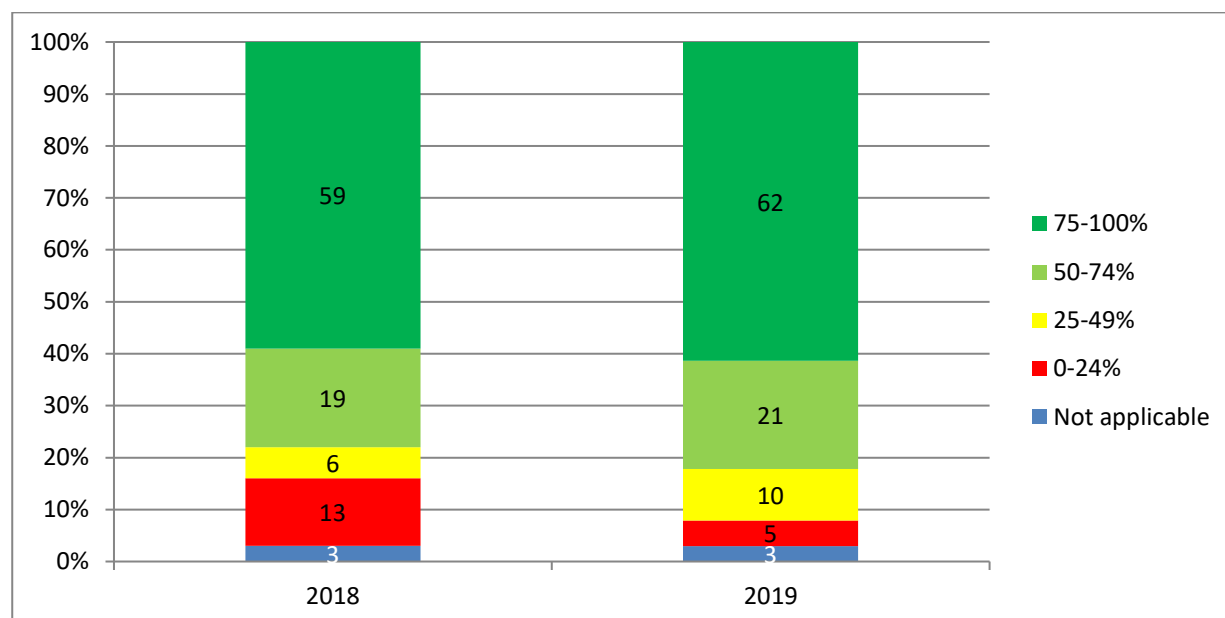


Q4. What proportion of the echocardiograms you perform are reviewed critically to your level of competence by senior staff when you request this?

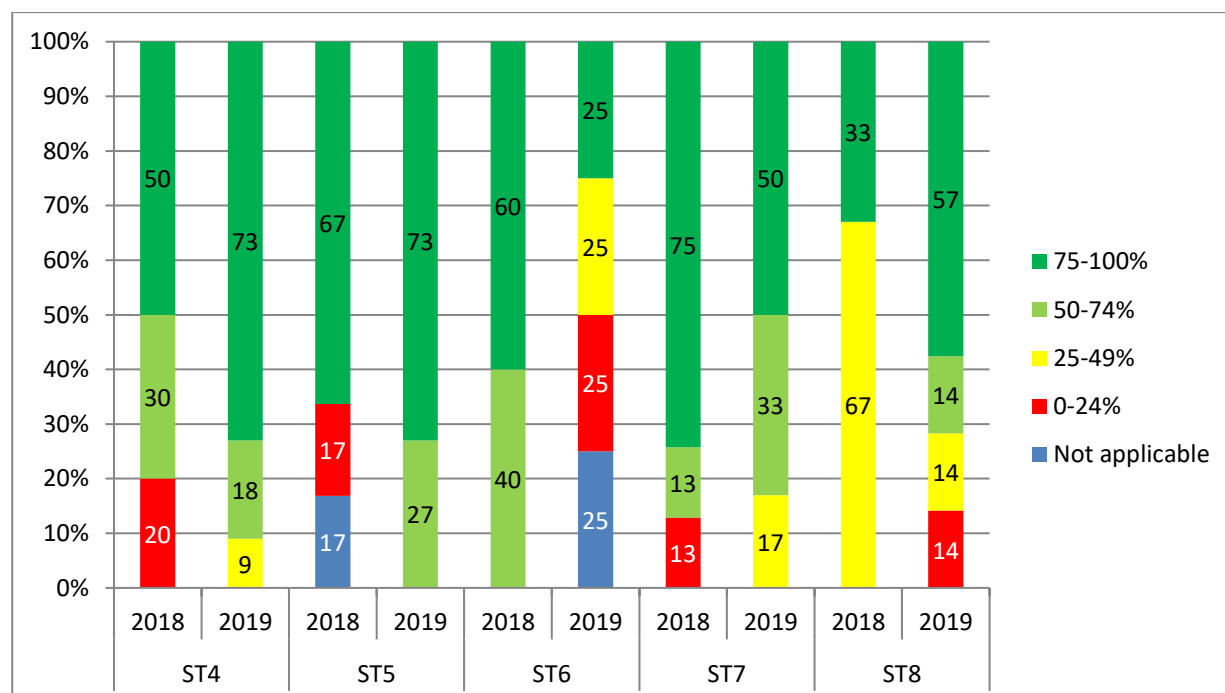
(This question was presented to trainees of the following grades: ST4, ST5, ST6, ST7, ST8)

2018: n=32, 2019: n=39

All trainees



Grade



Deanery / LETB

