

2019 NATIONAL TRAINEE SURVEY RESULTS

GENITOURINARY MEDICINE

SPECIALTY SPECIFIC QUESTIONS

NOVEMBER 2019

Introduction

The Specialty Specific Questions have been developed to test trainee's access to, participation in or confidence in the attainment of specific aspects of the specialty training curriculum.

The questions have been included Programme Specific Questions in the annual GMC National Trainee Survey. The details of these questions and the trainee responses (nationally, by Deanery/LETB and by grade can be found within this report.

91 Genitourinary Medicine trainees (14 ST3, 20 ST4, 23 ST5 and 34 ST6 trainees) completed the 2019 survey. This was an overall decrease of 5% (5 trainees) on the number of trainees completing the 2018 survey. The numbers of trainees in each Deanery / LETB completing the survey were as follows:

Deanery / LETB	2018	2019	% Difference
Health Education East Midlands	4	3	-25%
Health Education East of England	<3	<3	N/A
Health Education Kent, Surrey and Sussex	4	5	+25%
Health Education N, C & E London	12	14	+17%
Health Education North East	3	<3	N/A
Health Education North West	12	7	-42%
Health Education NW London	13	16	+23%
Health Education South London	17	14	-18%
Health Education South West	4	3	-25%
Health Education Thames Valley	3	3	+0%
Health Education Wessex	<3	<3	N/A
Health Education West Midlands	6	8	+33%
Health Education Yorkshire and the Humber	7	6	-14%
Health Education and Improvement Wales	3	<3	N/A
NHS Education for Scotland	5	5	+0%
Northern Ireland Medical & Dental Training Agency	<3	<3	N/A
TOTAL (all trainees including where n<3)	96	91	-5%

	Reduction of >10% of trainees completing the NTS in 2019 compared to 2018
--	---

Specialty Specific Questions

Overall, agreement increased in three of the eight Genitourinary Medicine specialty specific questions compared with 2018.

Specialty Specific Questions	% satisfactory responses overall		2018/2019 Difference	Agreement Highest		Agreement Lowest		% difference [Range]
1) Do you have to go outside of your deanery/LETB to obtain HIV in-patient experience? No	2018: 92%	2019: 90%	-2%	8/11 regions Scotland	100% 80%	Thames Valley South West	0% 67%	100 [0-100]
2) I'm confident that my four year rotation will give me sufficient opportunity to meet the HIV competencies required by my curriculum. Strongly agree/Agree	2018: 91%	2019: 89%	-2%	5/13 regions London (NW) North West	100% 94% 86%	EMD, THV South West Scotland	33% 66% 80%	67 [33-100]
3) I'm confident that my four year rotation will give me sufficient opportunity to meet the complex anti retroviral prescribing competencies required by my curriculum. Strongly agree/Agree	2018: 95%	2019: 93%	-2%	7/11 regions North West	100% 86%	EMD, THV Scotland	33% 80%	67 [33-100]
4) I'm confident that my four year rotation will give me sufficient opportunity to meet the dermatology competencies required by my curriculum. Strongly agree/Agree	2018: 76%	2019: 79%	+3%	EMD, South West London (N,C & E) London (NW), WMD Yorkshire & Humber London (South)	100% 93% 88% 83% 71%	Thames Valley Scotland North West KSS	33% 40% 57% 60%	67 [33-100]
5) I'm confident that my four year rotation will give me sufficient contraceptive experience (including implant insertion) to meet the competencies required by my curriculum. Strongly agree/Agree	2018: 91%	2019: 94%	+3%	7/11 regions London (N, C & E) North West	100% 93% 86%	West Midlands Yorkshire & Humber	76% 83%	24 [76-100]
<div> <div>0 – 50% of trainees in agreement in 2019</div> <div>51 – 75% of trainees in agreement in 2019</div> <div>76-100% of trainees in agreement in 2019</div> </div>								

Specialty Specific Questions	% satisfactory responses overall		2018/2019 Difference	Agreement Highest	Agreement Lowest	% difference [Range]
6) I'm confident that my four year rotation will give me sufficient experience of coil fit. Strongly agree/Agree	2018: 75%	2019: 75%	+0%	4/11 regions 100% London (N, C & E) 79% London (NW) 75% North West 71%	Thames Valley 33% West Midlands 50% SW, Yorks & Humber 67%	67 [33-100]
7) I'm confident that my four year rotation will give me sufficient opportunity for research experience as required by my curriculum. Strongly agree/Agree	2018: 71%	2019: 71%	+0%	Scotland, South West 100% London (South) 93% London (N, C & E) 72% London (NW) 69% EMD, Yorks & Humber 67%	West Midlands 38% North West 57% KSS 60% Thames Valley 66%	62 [38-100]
8) My current post gives me sufficient experience in managing individuals who have been sexually assaulted, in order to meet the competencies required by my curriculum. Strongly agree/Agree	2018: 83%	2019: 86%	+3%	4/11 regions 100% London (NW) 94% London (N, C & E) 93% Scotland 80%	Kent, Surrey & Sussex 60% East Midlands 67% London (South) 71% North West 72%	40 [60-100]
9) What impact, if any, has a local sexual health tendering process had on your training experience? Very positive/Positive	2018: 6%	2019: 2%	-4%	West Midlands 13% London (N, C & E) 7%	9/11 regions 0%	13 [0-13]
Negative/Very negative	37%	37%	+0%	Thames Valley 100% Yorkshire & Humber 83% East Midlands 66% London (N, C & E) 57% London (NW) 44%	Scotland, WMD 0% Kent, Surrey & Sussex 20% North West 28% South West 33% London (South) 36%	100 [0-100]
<div> <div>0 – 50% of trainees in agreement in 2019</div> <div>51 – 75% of trainees in agreement in 2019</div> <div>76-100% of trainees in agreement in 2019</div> </div>						

Specialty Specific Questions	% satisfactory responses overall		2018/2019 Difference	Agreement Highest		Agreement Lowest		% difference [Range]
10) What type of on-call provision, if any, do you currently provide (Please select all that apply) <ul style="list-style-type: none">HIV inpatientsHIV – telephone adviceGenitourinary MedicineNoneInfectious DiseasesG(I)M – ward coverOtherG(I)M – acute take	2018:	2019:						
	58%	56%	-2%	KSS	100%	3/11 regions	0%	100 [0-100]
	50%	52%	+2%	KSS	100%	3/11 regions	0%	100 [0-100]
	39%	41%	+2%	EMD, KSS	100%	Scotland, South West	0%	100 [0-100]
	29%	32%	+3%	Scotland, South West	100%	3/11 regions	0%	100 [0-100]
	19%	12%	-7%	Yorkshire & Humber	83%	6/11 regions	0%	83 [0-83]
	4%	8%	+4%	London (S)	50%	10/11 regions	0%	50 [0-50]
	4%	3%	-1%	West Midlands	13%	8/11 regions	0%	13 [0-13]
	1%	0%	-1%			13/13 regions	0%	0 [0]
11) Does your on-call provision in this post negatively impact on your specialty training? If so, please indicate which on-call this applies to (select all that apply) <ul style="list-style-type: none">N/A – no negative impactN/A – no on-call provisionG(I)M – ward coverInfectious DiseasesGenitourinary MedicineG(I)M – acute takeHIV inpatients	2018:	2019:						
	67%	58%	-9%	EMD, KSS	100%	Scotland, South West	0%	100 [0-100]
	27%	32%	+5%	Scotland, South West	100%	3/11 regions	0%	100 [0-100]
	3%	7%	+4%	London (S)	43%	10/11 regions	0%	43 [0-43]
	1%	3%	+2%	London (S)	14%	9/11 regions	0%	14 [0-14]
	1%	1%	+0%	London (S)	7%	10/11 regions	0%	7 [0-7]
	1%	0%	-1%			11/11 regions	0%	0 [0]
	1%	0%	-1%			11/11 regions	0%	0 [0]
<div></div> 0 – 50% of trainees in agreement in 2019	<div></div> 51 – 75% of trainees in agreement in 2019	<div></div>				76-100% of trainees in agreement in 2019		

Deaneries are listed alphabetically by quartile in the table below with 'quartile four' containing the highest ranked and 'quartile one' the lowest. The data was produced by taking an average of all quality criteria percentages.

Quartile	Deanery / LETB	Year	N=	1	2	3	4	5	6	7	8
2 4	Health Education London (South)	2018 2019	17 14	100 100	94 100	100 100	65 71	100 100	83 100	76 93	65 71
4 4	Health Education London (North Central and East)	2018 2019	12 14	100 100	92 100	100 100	92 93	92 93	83 79	67 72	83 93
2 4	Health Education London (North West)	2018 2019	13 16	92 100	92 94	100 100	62 88	85 100	62 75	69 69	92 94
3 3	Health Education South West	2018 2019	4 3	75 67	75 66	100 100	75 100	100 100	75 67	100 100	100 100
4 3	Health Education Yorkshire and Humber	2018 2019	7 6	100 100	100 100	86 100	86 83	86 83	71 67	86 67	100 100
3 2	Health Education Kent, Surrey and Sussex	2018 2019	4 5	100 100	75 100	100 100	75 60	100 100	100 100	75 60	75 60
4 2	NHS Education for Scotland	2018 2019	5 5	100 80	100 80	100 80	60 40	100 100	100 100	80 100	80 80
1 2	Health Education West Midlands	2018 2019	6 8	100 100	83 100	83 100	83 88	83 76	67 50	50 38	83 100
2 1	Health Education North West	2018 2019	12 7	92 100	92 86	92 86	83 57	83 86	75 71	83 57	92 72
4 1	Health Education East Midlands	2018 2019	4 3	100 100	100 33	100 33	100 100	100 100	100 100	75 67	100 67
3 1	Health Education Thames Valley	2018 2019	3 3	67 0	100 33	100 33	100 33	100 100	67 33	67 66	100 100

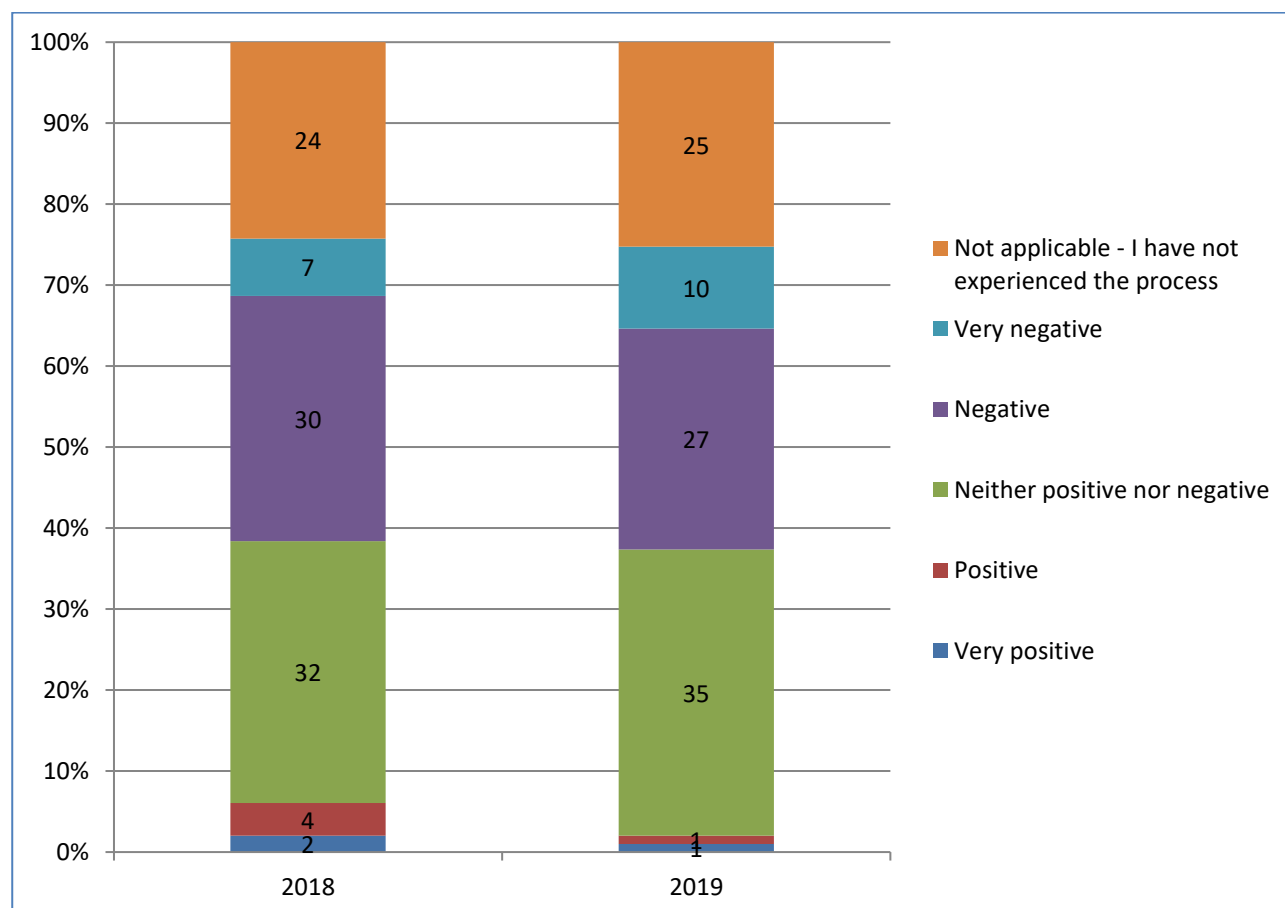
0-50% overall agreement in 2019	51-75% overall agreement in 2019	76-100% overall agreement in 2019
---------------------------------	----------------------------------	-----------------------------------

9) What impact, if any, has a local sexual health tendering process had on your training experience?

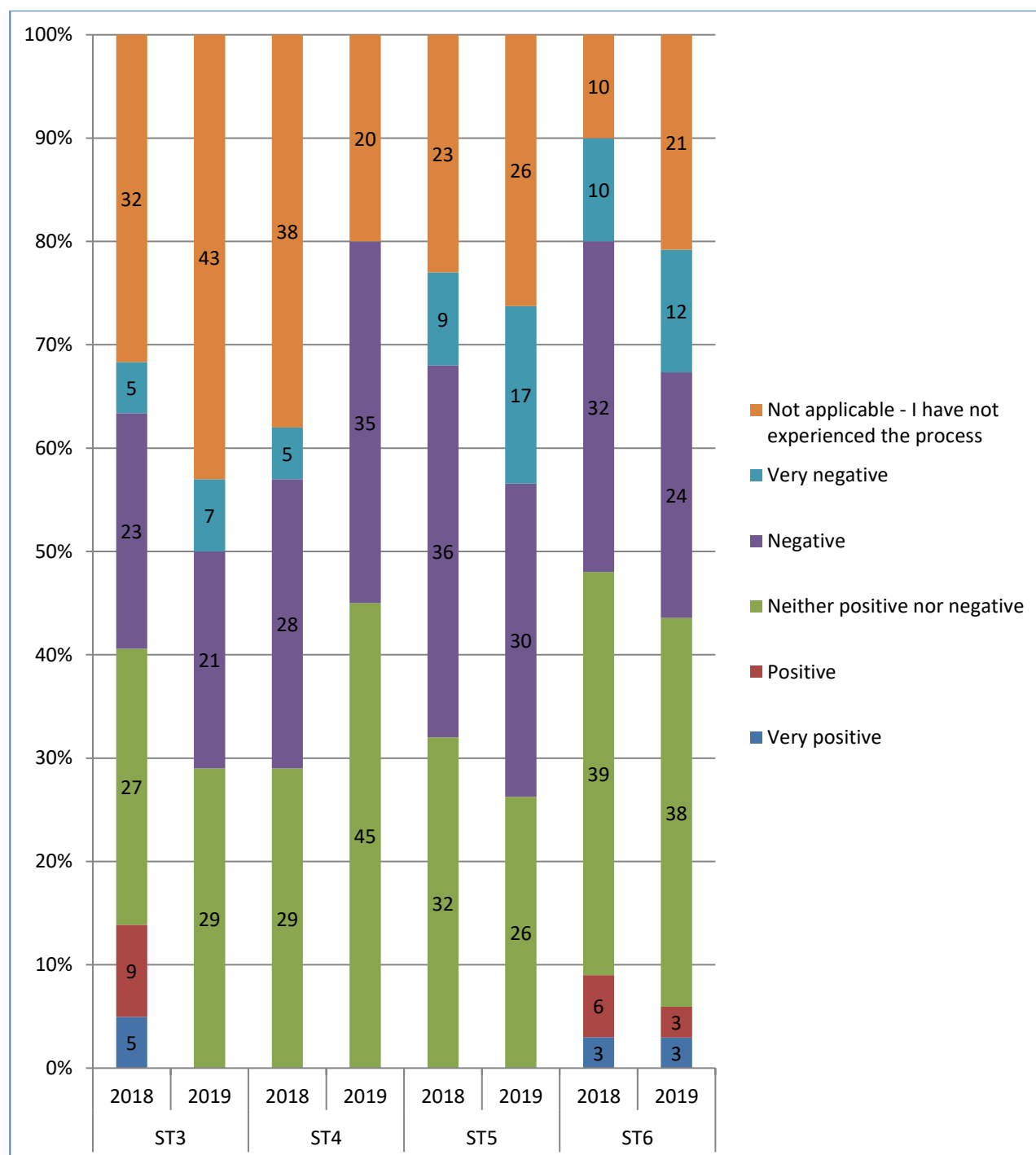
(This question was presented to trainees of the following grades: ST3, ST4, ST5, ST6) 2018: n=96

2019: n=91

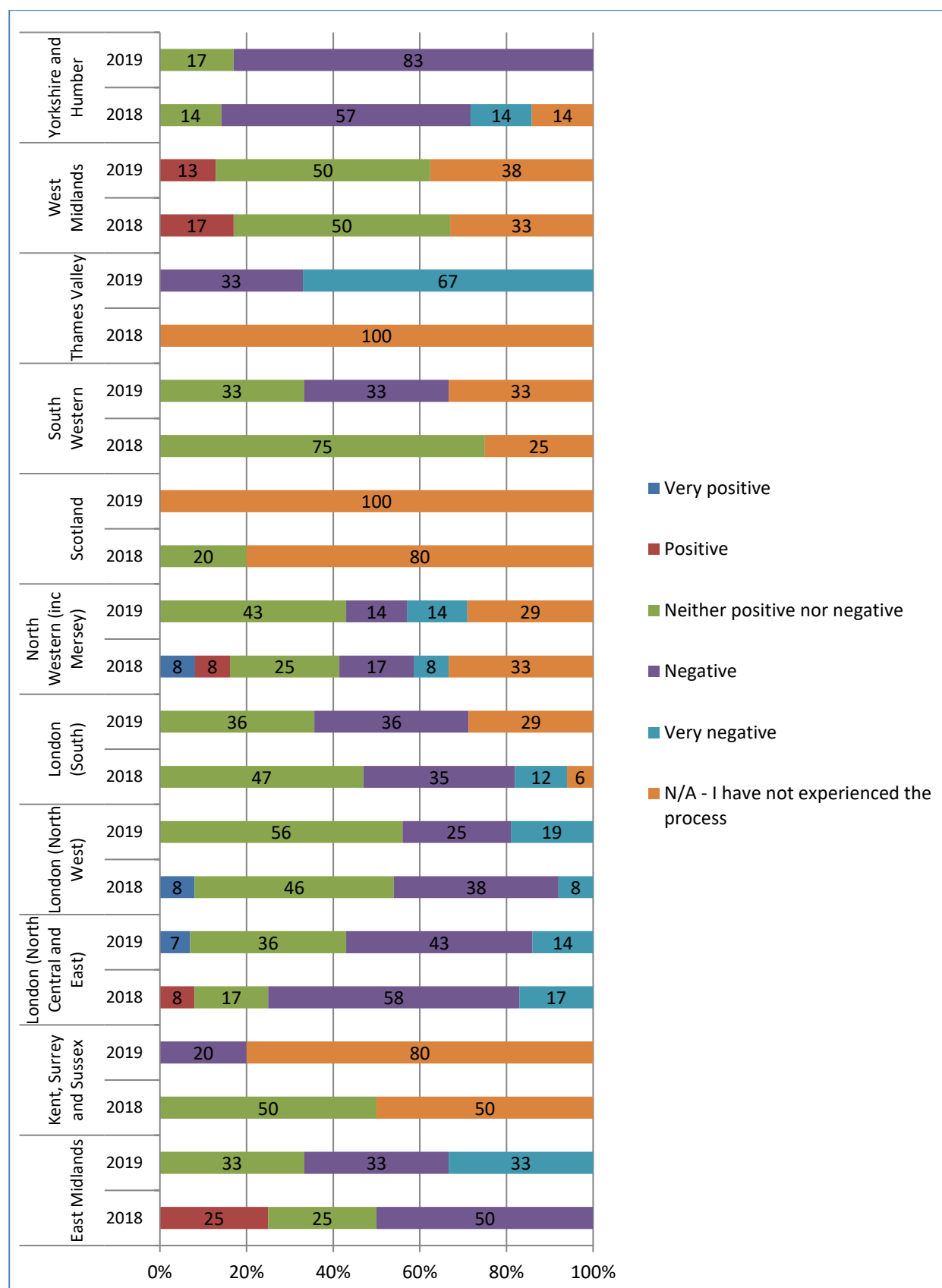
All



Grade



Deanery

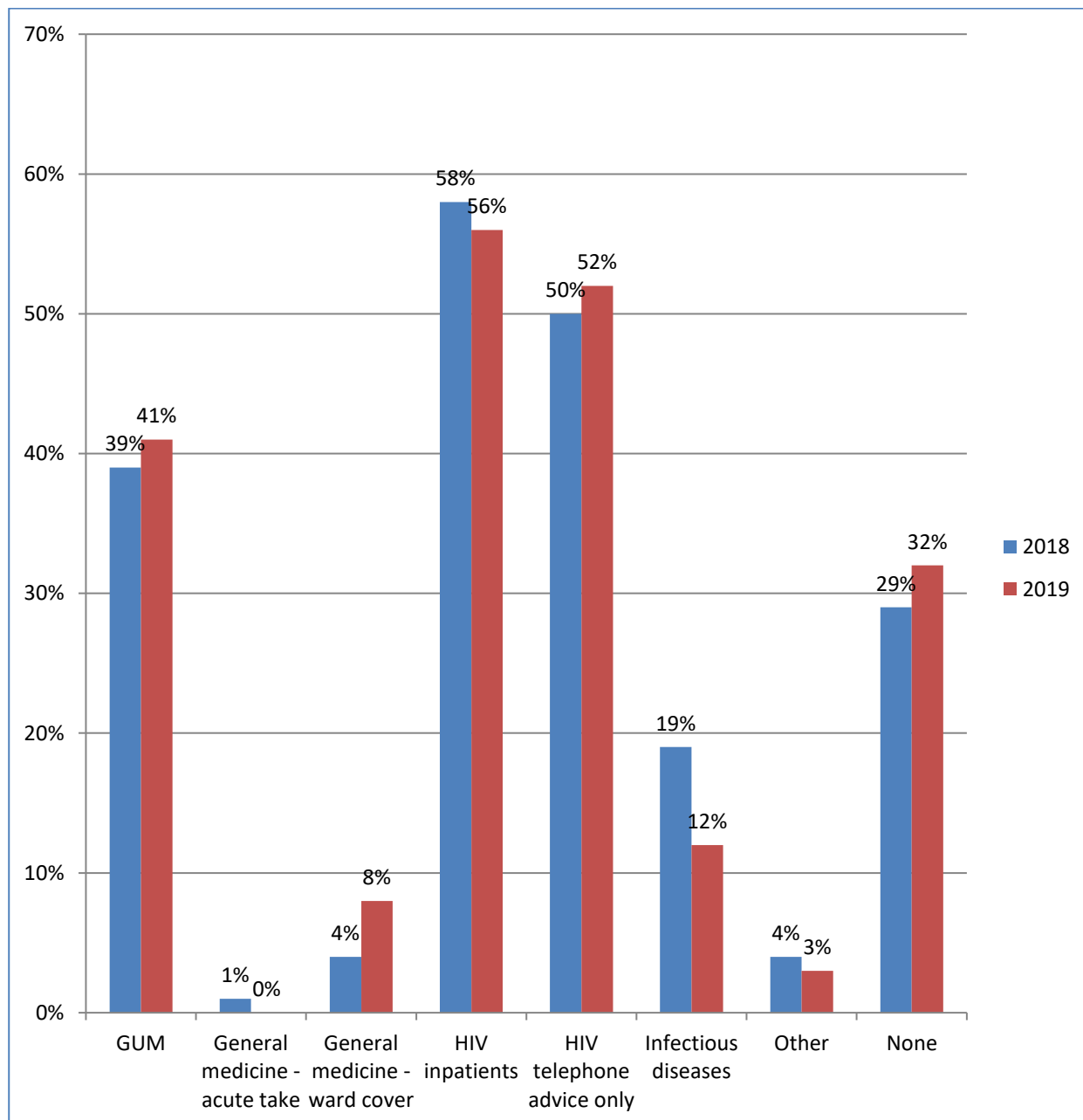


10) What type of on-call provision, if any, do you currently provide? (Please select all that apply)

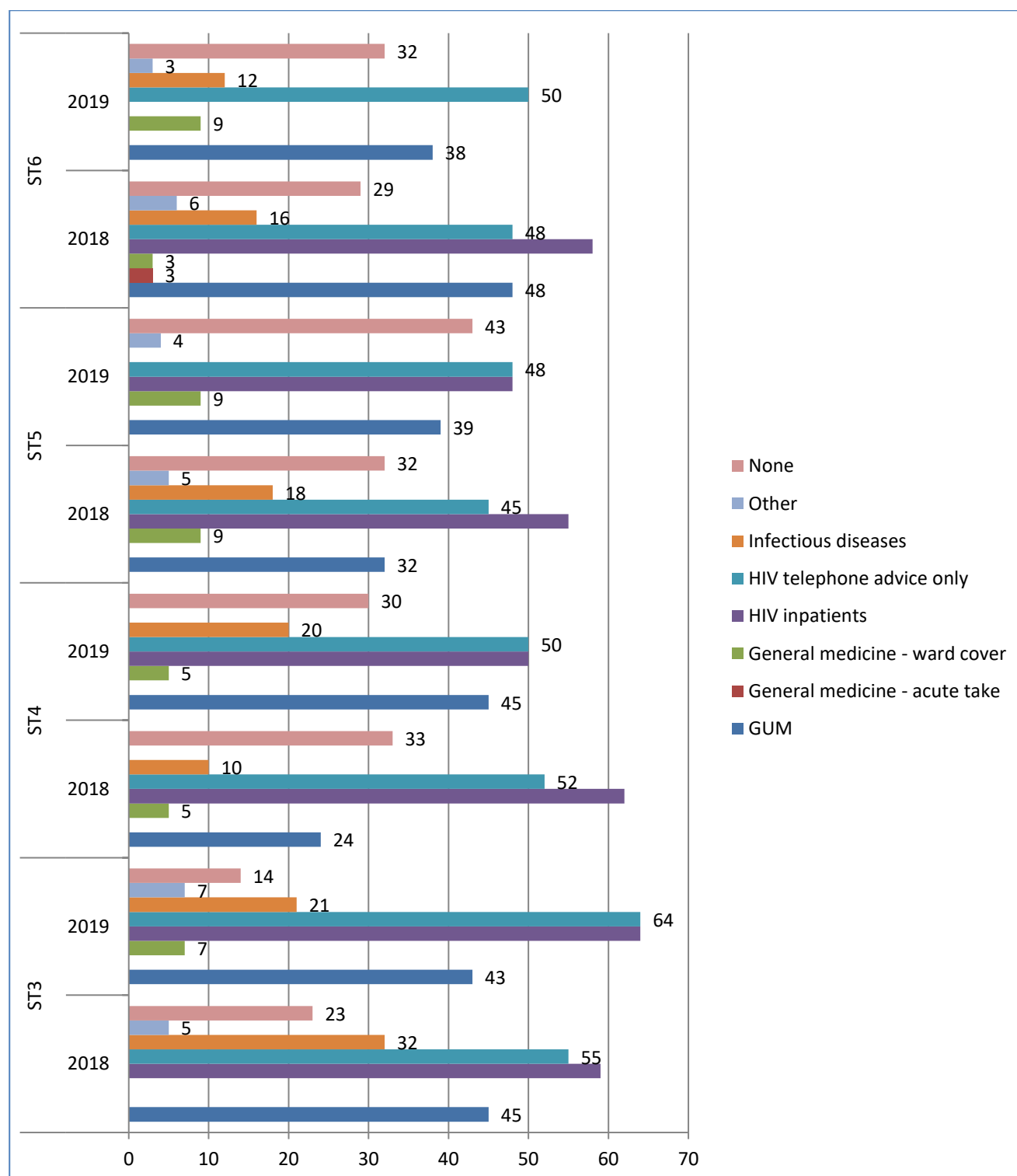
(This question was presented to trainees of the following grades: ST3, ST4, ST5, ST6) 2018: n=96

2019: n=91

All



Grade



Deanery

	East Midlands		Kent, Surrey and Sussex		London (North Central and East)		London (North West)		London (South)		North Western (inc Mersey)	
	2018	2019	2018	2019	2018	2019	2018	2019	2018	2019	2018	2019
GUM	100%	100%	75%	100%	42%	36%	31%	50%	47%	36%	58%	29%
General medicine - acute take											8%	
General medicine - ward cover									18%	50%	8%	
HIV inpatients	50%	67%	100%	100%	42%	43%	92%	94%	100%	93%	42%	29%
HIV telephone advice only	75%	67%	100%	100%	42%	36%	85%	88%	65%	57%	50%	29%
Infectious diseases	25%	67%			25%	14%	8%			7%	17%	14%
Other	25%					7%		6%				
None					42%	43%	8%	6%	50%		25%	57%

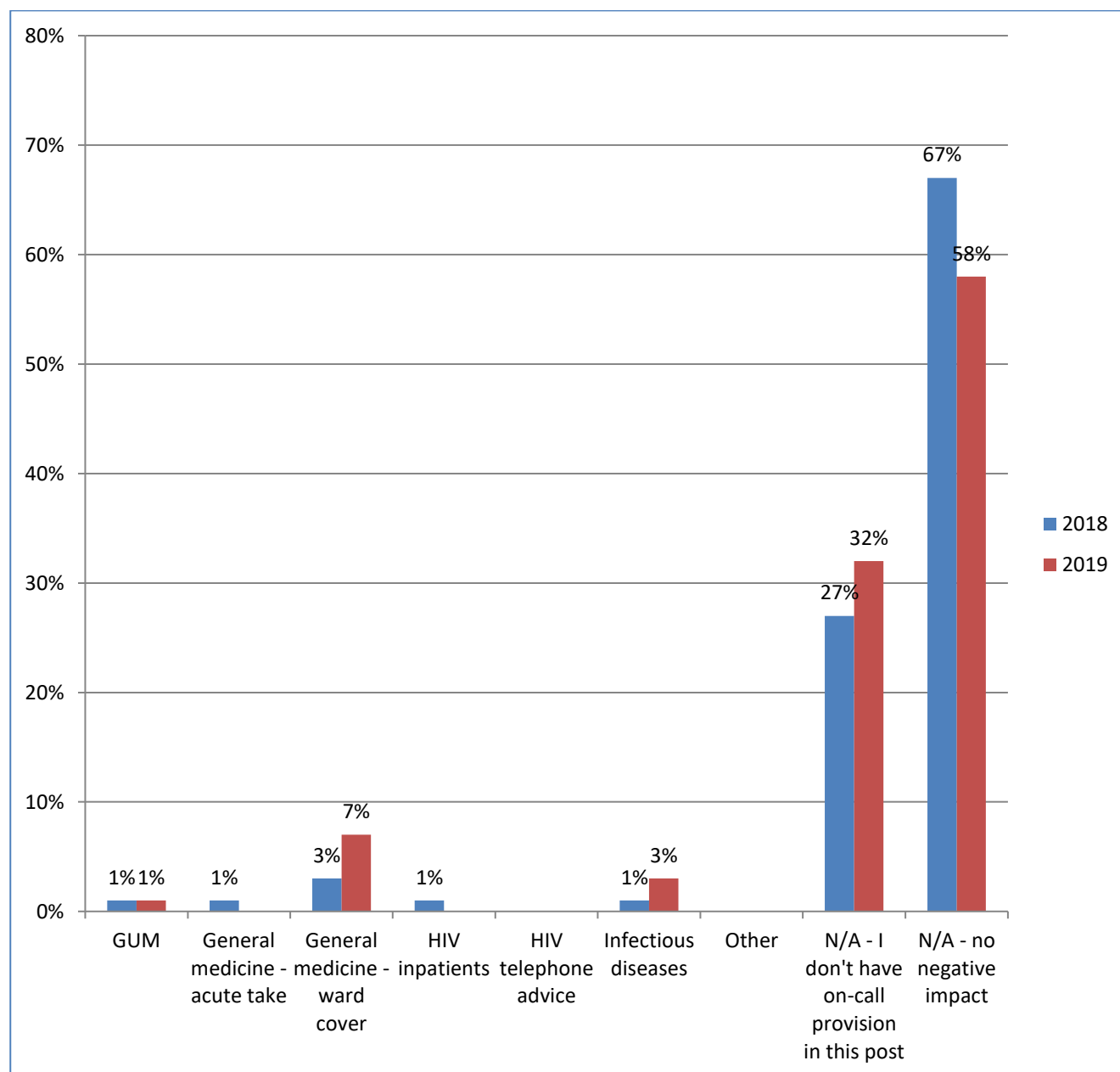
	Scotland		South Western		Thames Valley		West Midlands		Yorkshire and Humber	
	2018	2019	2018	2019	2018	2019	2018	2019	2018	2019
GUM						33%	100%	75%		17%
General medicine - acute take										
General medicine - ward cover										
HIV inpatients							83%	63%	71%	50%
HIV telephone advice only							83%	88%	43%	50%
Infectious diseases	20%								86%	83%
Other								13%		
None	80%	100%	100%	100%	100%	66%		13%	14%	13%

11) Does your on-call provision in this post negatively impact on your specialty training? If so, please indicate which on-call this applies to. (Please select all that apply)

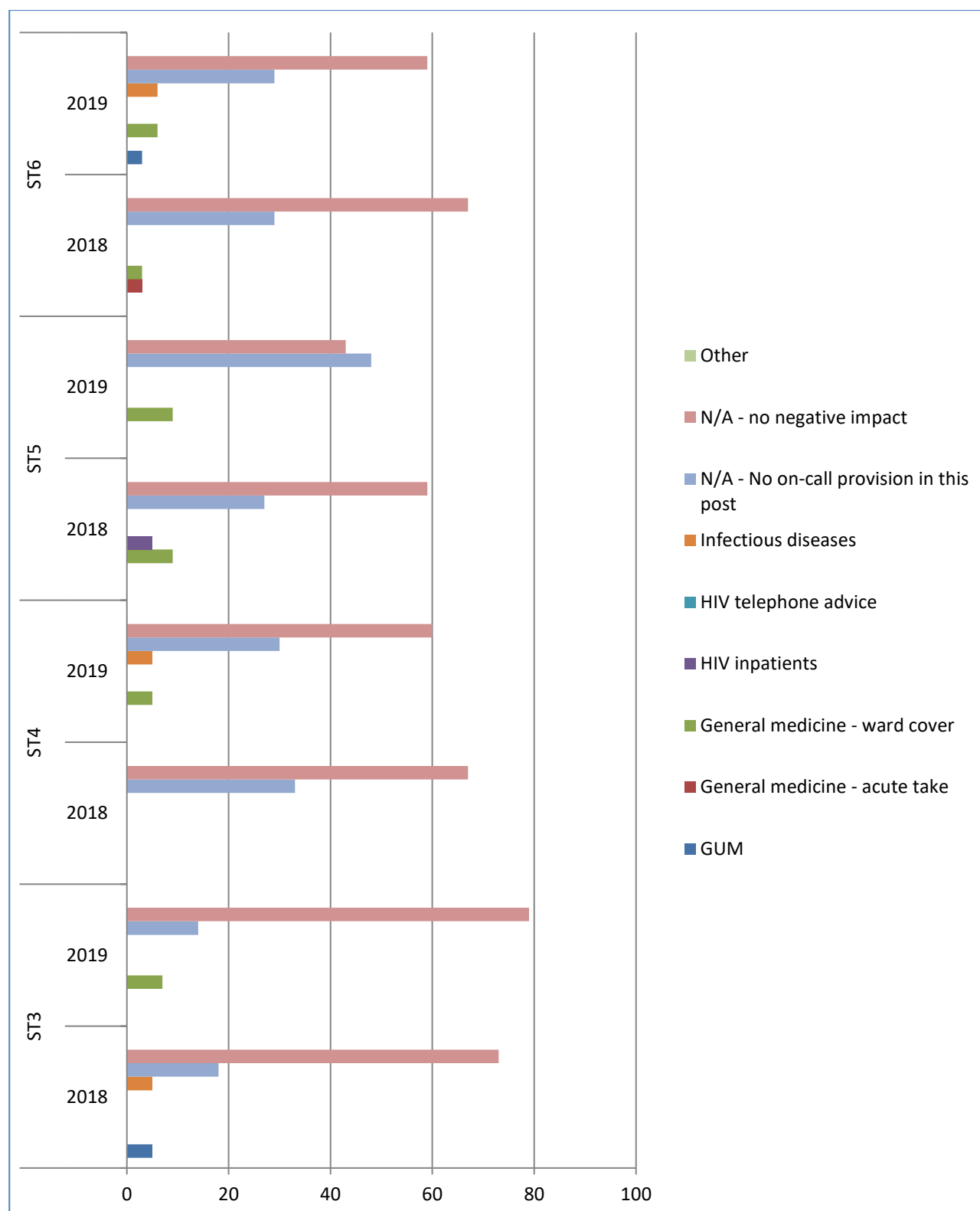
(This question was presented to trainees of the following grades: ST3, ST4, ST5, ST6) 2018: n=96

2019: n=91

All



Grade



Deanery

	East Midlands		Kent, Surrey and Sussex		London (North Central and East)		London (North West)		London (South)		North West	
	2018	2019	2018	2019	2018	2019	2018	2019	2018	2019	2018	2019
GUM										7%	8%	
General medicine - acute take											8%	
General medicine - ward cover									12%	43%	8%	
HIV inpatients			25%									
HIV telephone advice												
Infectious diseases						7%				14%	8%	
Other												
N/A - I don't have on-call provision in this post	25%				25%	36%	8%	13%			17%	57%
N/A - no negative impact	75%	100%	75%	100%	75%	57%	92%	88%	88%	43%	58%	43%

	Scotland		South West		Thames Valley		West Midlands		Yorkshire and Humber	
	2018	2019	2018	2019	2018	2019	2018	2019	2018	2019
GUM										
General medicine - acute take										
General medicine - ward cover										
HIV inpatients										
HIV telephone advice										
Infectious diseases										
Other										
N/A - I don't have on-call provision in this post	80%	100%	100%	100%	100%	67%		13%	14%	17%
N/A - no negative impact	20%					33%	100%	88%	86%	83%