

2019 NATIONAL TRAINEE SURVEY RESULTS

ACUTE INTERNAL MEDICINE

SPECIALTY SPECIFIC QUESTIONS

OCTOBER 2019

Introduction

The Specialty Specific Questions have been developed to test trainee's access to, participation in or confidence in the attainment of specific aspects of the specialty training curriculum.

The questions have been included Programme Specific Questions in the annual GMC National Trainee Survey. The details of these questions and the trainee responses (nationally, by Deanery/LETB and by grade can be found within this report.

318 Acute Internal Medicine trainees (98 ST3, 55 ST4, 59 ST5, 54 ST6 and 52 ST7) completed the 2019 survey. This was an overall decrease of 4% (12 trainees) on the number of trainees completing the 2018 survey. The numbers of trainees in each Deanery / LETB completing the survey were as follows:

Deanery / LETB	2018	2019	% Difference
Defence Postgraduate Medical Deanery	2	3	+ 33%
Health Education East Midlands	21	16	-24%
Health Education East of England	14	17	+ 18%
Health Education Kent, Surrey and Sussex	25	25	+ 0%
Health Education N, C & E London	18	13	- 28%
Health Education NW London	12	13	+ 8%
Health Education South London	5	8	+ 37%
Health Education North East	19	18	- 5%
Health Education North West	24	23	- 4%
Health Education Mersey	28	21	-25%
Health Education Severn	14	13	-7%
Health Education South West Peninsula	7	6	- 14%
Health Education Thames Valley	16	14	- 12%
Health Education Wessex	15	17	+ 12%
Health Education West Midlands	21	25	+ 16%
Health Education Yorkshire and the Humber	38	34	- 11%
Health Education and Improvement Wales	7	10	+ 30%
NHS Education for Scotland (East Region)	1	2	+ 100%
NHS Education for Scotland (North Region)	6	6	+0%
NHS Education for Scotland (South-East Region)	10	8	-20%
NHS Education for Scotland (West Region)	18	19	+6%
Northern Ireland Medical & Dental Training Agency	9	7	- 22%
Total	330	318	- 4%

Reduction of >10% of trainees completing the NTS in 2019 compared to 2018

Specialty Specific Questions

Overall, agreement increased in 6 of the 14 Acute Internal Medicine specialty specific questions compared with 2018, however there were significant regional differences.

Specialty Specific Questions (Acute Internal Medicine)	% positive response overall	2018/2019 Difference	Agreement Highest	Agreement Lowest	% difference [Range]
1) I am confident in performing the practical procedures as defined within the curriculum	2017: 97% 2018: 93% 2019: 94%	+ 1%	10/16 Deaneries (100%)	LDN (S) (66%) SW (75%) LDN (N, C & E) (83%)	34 [66-100]
2) In my Deanery or LETB I was given an appropriate choice of special skills to choose from during my ST3-4 years	2017: 69% 2018: 76% 2019: 76%	+ 0%	Defence, NI, Wales (100%) WMD (92%) LDN (NW) (88%)	EoE (50%) EMD (58%) Wessex (60%)	50 [50-100]
3) I am confident that during training I will attain a special skill to the level prescribed by the JRCPTB's specialist skill document	2017: 83% 2018: 86% 2019: 84%	- 2%	Def, LDN (N,C & E, S), Wal (100%) Y & H (95%) WMD, SW (94%)	EMD (50%) NI (67%) NW (75%)	50 [50-100]
4) If requested in this post, have you been given adequate time (e.g. one session per week) to train in your specialist skill?*	2017: 45% 2018: 56% 2019: 58%	+ 2%	WMD, Y & H (88%) EMD (69%) LDN (S) (63%)	NI (29%) Defence (33%) THV (36%)	59 [29-88]
5) In my training I will have adequate critical care experience to gain the required competencies outlined in the curriculum	2017: 89% 2018: 83% 2019: 81%	- 2%	Defence, LDN (S) (100%) LDN (NW) (92%) NW (91%)	THV (65%) WMD (68%) EMD (75%)	35 [65-100]

* 2017 question was 'If requested in this post, have you been provided with one session per week (or equivalent) to train in your specialist skill?'

Specialty Specific Questions (Acute Internal Medicine)	% positive response overall	2018/2019 Difference	Agreement Highest	Agreement Lowest	% difference [Range]
6) In my training I will have adequate exposure to the medical specialties (including cardiology, respiratory medicine and care of the elderly)	2017: 90% 2018: 89% 2019: 89%	+ 0%	KSS, Wales (100%) EMD, SCO, SW (94%) NW (91%)	Defence (66%) Wessex (70%) LDN (NW) (77%)	34 [66-100]
7) In my training I will cover the breadth of the curriculum	2017: 90% 2018: 90% 2019: 87%	- 3%	Def, LDN (NW), SW, Wales (100%) North East (94%) KSS (92%)	Wessex (70%) EOE, THV, NI (71%) WMD (80%)	30 [70-100]
8) Does your current educational supervisor work as an Acute Physician?**	2017: 84% 2018: 83% 2019: 85%	+ 2%	EOE, EMD, Wales, Wessex (100%) Y & H (97%) WMD (96%)	NI (43%) South West (63%) Defence (67%)	57 [43-100]
9) Have you been able to take study leave to attend a specialist society meeting or other relevant learning events during this post?***	2017: 63% 2018: 90% 2019: 88%	- 2%	NE, NI (100%) WMD (96%) Y & H (94%)	Defence (67%) SW, THV (79%) NW (80%)	33 [67-100]
10) I have gained or will gain in my training programme managerial experience on an AMU supervised by an Acute Physician	2017: 73% 2018: 74% 2019: 70%	- 4%	NE (100%) SW (95%) Wales (90%)	Defence (33%) THV (50%) NI (57%)	67 [33-100]

** 2017 question was 'Is your current educational supervisor an Acute Physician?'

*** 2017 question was 'In this post have you had study leave to attend a specialist society meeting?'

Specialty Specific Questions (Acute Internal Medicine)	% positive response overall	2018/2019 Difference	Agreement Highest		Agreement Lowest		% difference [Range]
12) In my hospital, the acute medical take process is well organised, structured, efficient, and safe for patients****	2017: 67% 2018: 63% 2019: 69%	+ 6%	LDN (NC&E) NE THV	(92%) (89%) (85%)	NI NW Wales	(43%) (45%) (50%)	49 [43-92]
13) In my hospital, the acute medical take process is a well organised training experience with good learning opportunities, teaching, and feedback	2017: 53% 2018: 51% 2019: 54%	+ 3%	LDN (NW) THV Defence	(85%) (71%) (67%)	NW Wales Wessex	(29%) (40%) (41%)	56 [29-85]
16) Over the course of my training I expect to have enough opportunities to learn the practical procedures defined in the AIM curriculum	2017: 83% 2018: 82% 2019: 79%	-3%	Defence, LDN (NW) KSS Wales	(100%) (96%) (90%)	LDN (S) THV EoE	(38%) (64%) (65%)	62 [38-100]

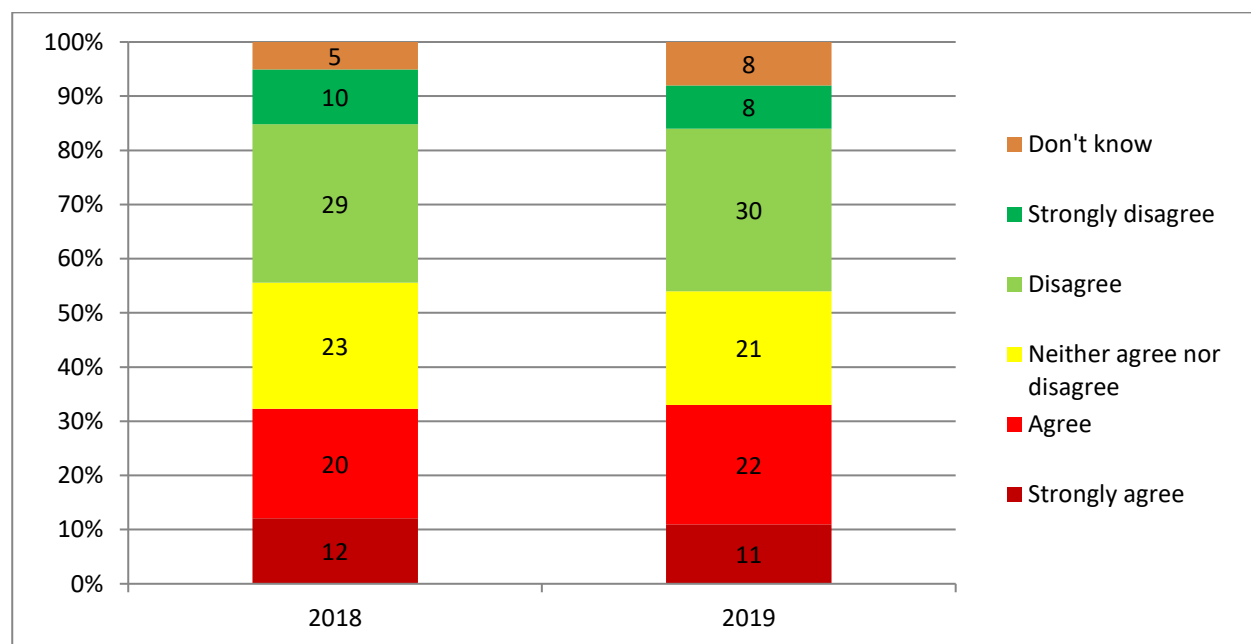
**** 2017 question was 'In my hospital, the acute medical take process is well organised and safe for patients.'

Quartile	Deanery / LETB	Year	N=	1	2	3	4	5	6	7	8	9	10	12	13	16
3	Health Education North East	2018	19	100	78	85	68	79	89	89	95	95	95	69	53	79
4		2019	18	100	77	85	56	77	95	94	94	100	100	89	61	89
4	Health Education and Improvement Wales	2018	7	100	80	80	100	100	100	100	71	100	85	43	43	86
4		2019	10	100	100	100	60	80	100	100	100	90	90	50	40	90
4	Health Education London (North West)	2018	12	100	100	100	50	83	59	83	100	100	83	67	75	91
4		2019	13	100	88	81	46	92	77	100	92	92	77	69	85	100
4	Health Education Yorkshire and Humber	2018	38	87	94	96	71	84	92	92	97	92	79	76	71	87
4		2019	34	100	88	95	88	76	88	91	97	94	65	62	59	71
4	Health Education West Midlands	2018	21	85	63	94	86	90	95	90	100	95	71	67	66	81
3		2019	25	86	92	94	88	68	80	80	96	96	64	84	64	68
1	Health Education London (North Central and East)	2018	18	100	64	88	61	83	89	83	78	89	72	39	39	78
3		2019	13	83	77	100	46	77	84	84	92	85	69	92	61	85
3	Health Education Kent, Surrey and Sussex	2018	25	100	75	100	44	72	96	88	64	96	68	68	48	84
3		2019	25	100	84	78	56	80	100	92	68	92	64	72	52	96
2	NHS Education for Scotland	2018	35	100	73	63	49	75	80	91	80	89	75	77	63	83
3		2019	35	100	71	84	51	77	94	85	74	91	74	78	63	86
1	Health Education London (South)	2018	5	50	33	75	40	80	60	60	80	80	80	60	40	60
2		2019	8	66	75	100	63	100	88	88	88	88	76	76	63	38
1	Health Education South Western	2018	21	83	60	94	43	90	95	86	67	90	52	52	38	90
2		2019	19	75	64	94	42	89	94	100	63	79	95	63	48	84
2	Health Education East of England	2018	14	100	63	80	50	72	79	78	100	93	71	64	50	85
2		2019	17	100	50	84	53	83	89	71	100	88	65	82	59	65
2	Defence Postgraduate Medical Deanery	2018	2	N/A	N/A	N/A	N/A	N/A	N/A	N/A	N/A	N/A	N/A	N/A	N/A	N/A
2		2019	3	N/A	100	100	33	100	66	100	67	67	33	67	67	100
2	Health Education East Midlands	2018	21	84	60	73	62	91	96	91	90	86	71	67	43	71
2		2019	16	100	58	50	69	75	94	88	100	88	63	63	50	76
1	Health Education Thames Valley	2018	16	84	57	70	25	82	81	93	75	75	88	63	44	69
1		2019	14	100	85	86	36	65	86	71	71	79	50	85	71	64
3	Health Education North Western	2018	52	95	87	90	58	87	92	91	77	83	83	63	75	81
1		2019	23	94	68	75	50	91	91	91	77	80	68	45	29	77
3	Health Education Wessex	2018	15	100	78	81	27	87	100	100	93	87	47	54	54	93
1		2019	17	88	60	81	47	88	70	70	100	82	59	71	41	76
2	Northern Ireland Medical and Dental Training Agency	2018	9	100	75	80	44	88	78	100	33	100	78	44	88	67
1		2019	7	100	100	67	29	86	85	71	43	100	57	43	43	71
	0-50% of 2019 trainees in overall agreement				51-75% of 2019 trainees in overall agreement						76-100% of 2019 trainees in overall agreement					

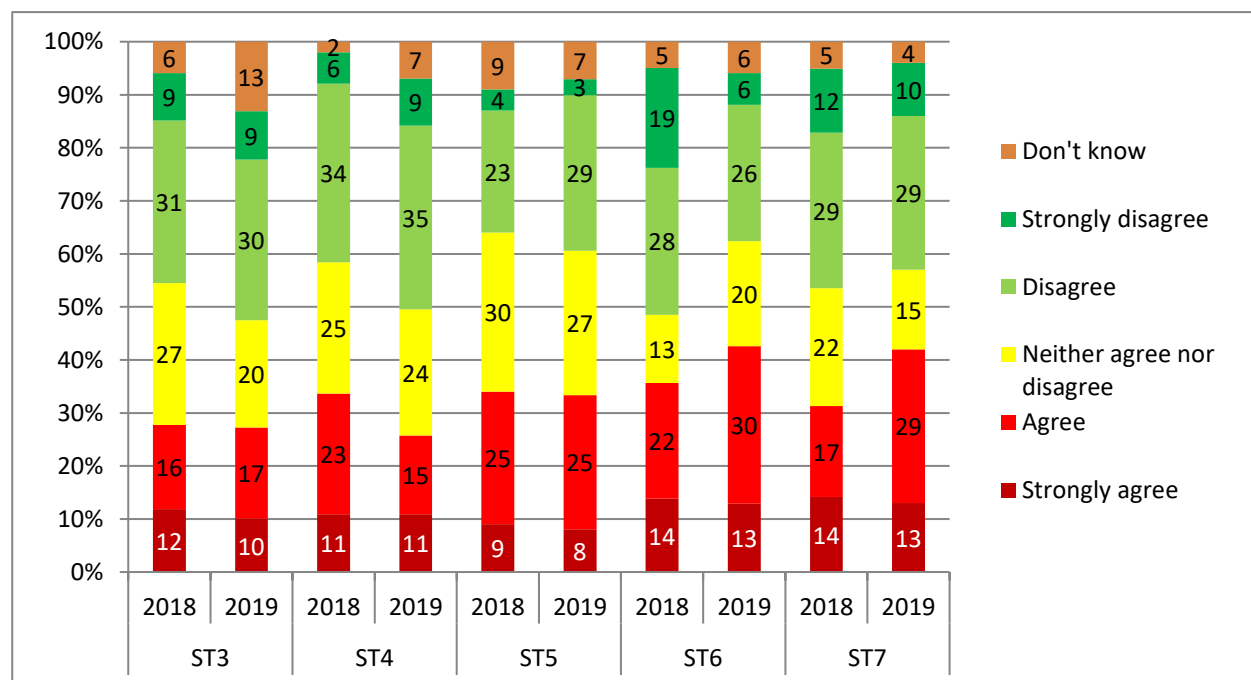
Deaneries / LETBs are listed by quartile in the table above with 'quartile four' containing the highest ranked and 'quartile one' the lowest. The data was produced by taking an average of all quality criteria percentages.

11) In my current post, I feel I've provided a disproportionate amount of service provision to the acute take in comparison to other colleagues undertaking GIM training. (This question was presented to trainees of the following grades: ST3, ST4, ST5, ST6, ST7) 2018: n=330, 2019: n=318

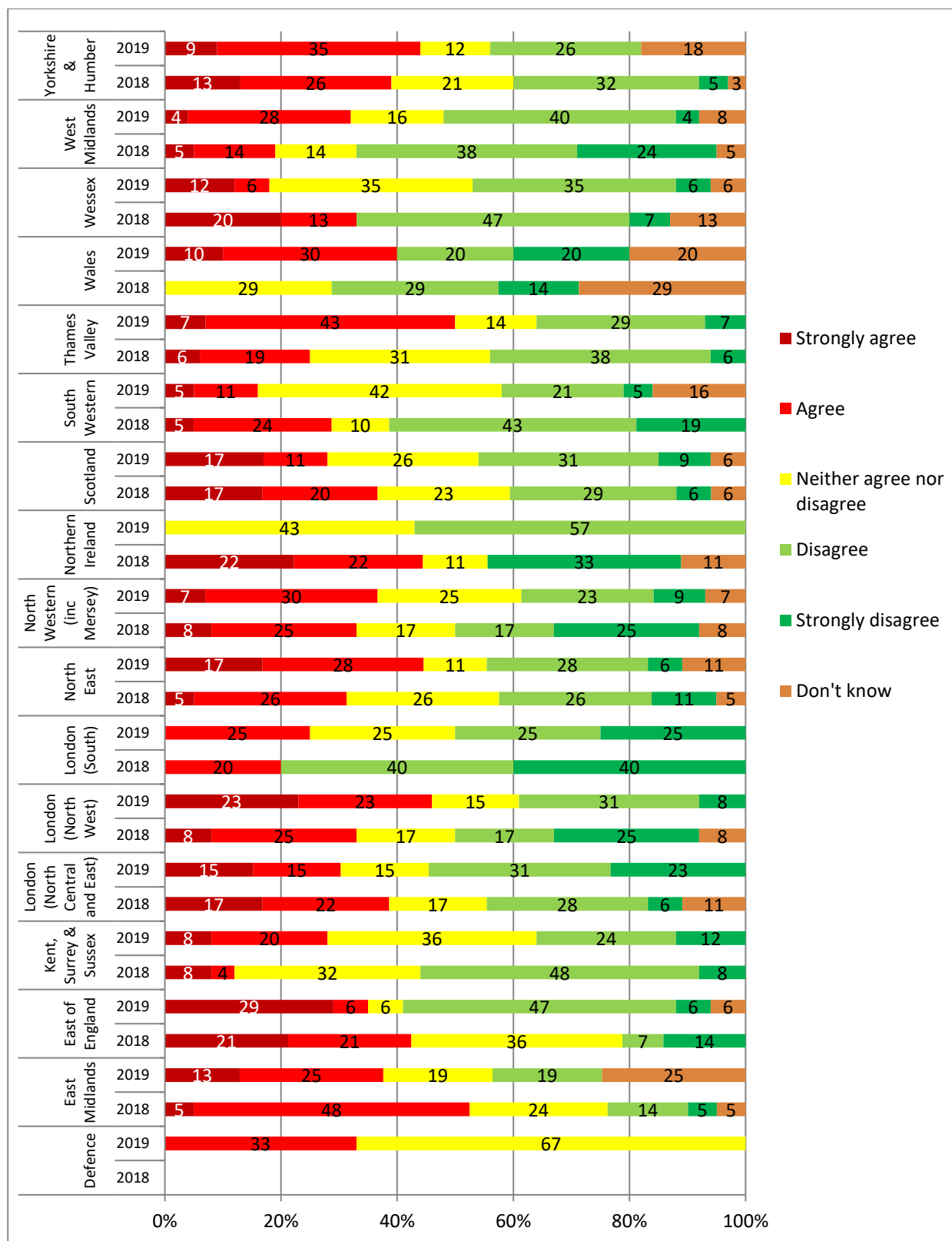
All



Grade



Deanery

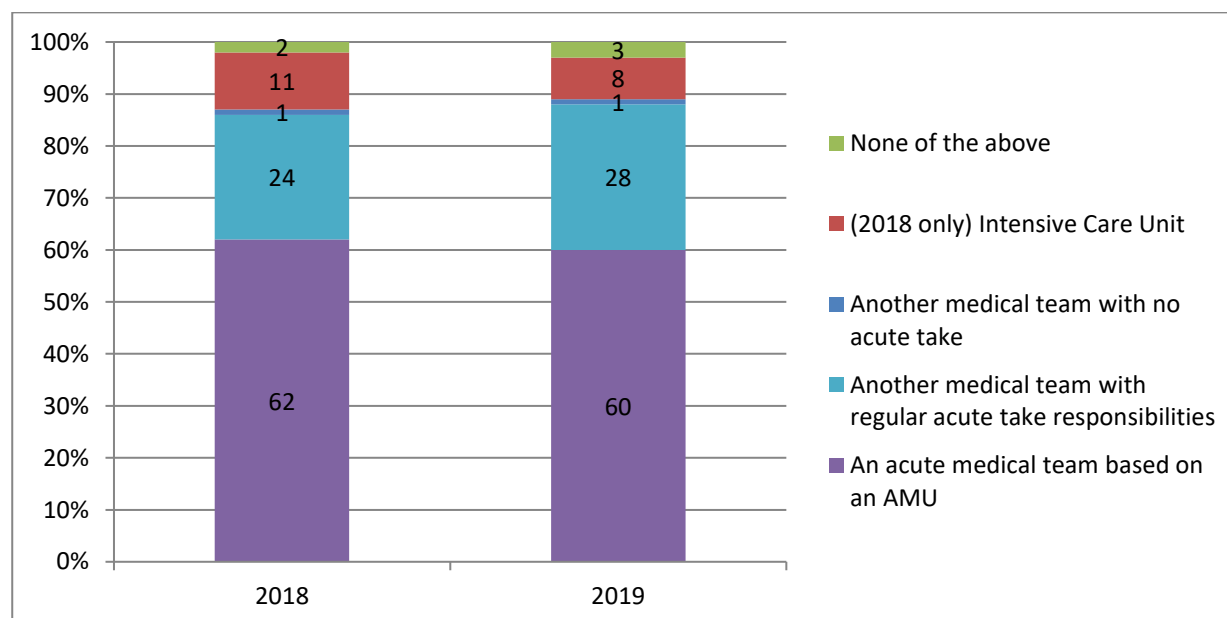


14) Which of the following best describes where you are working?

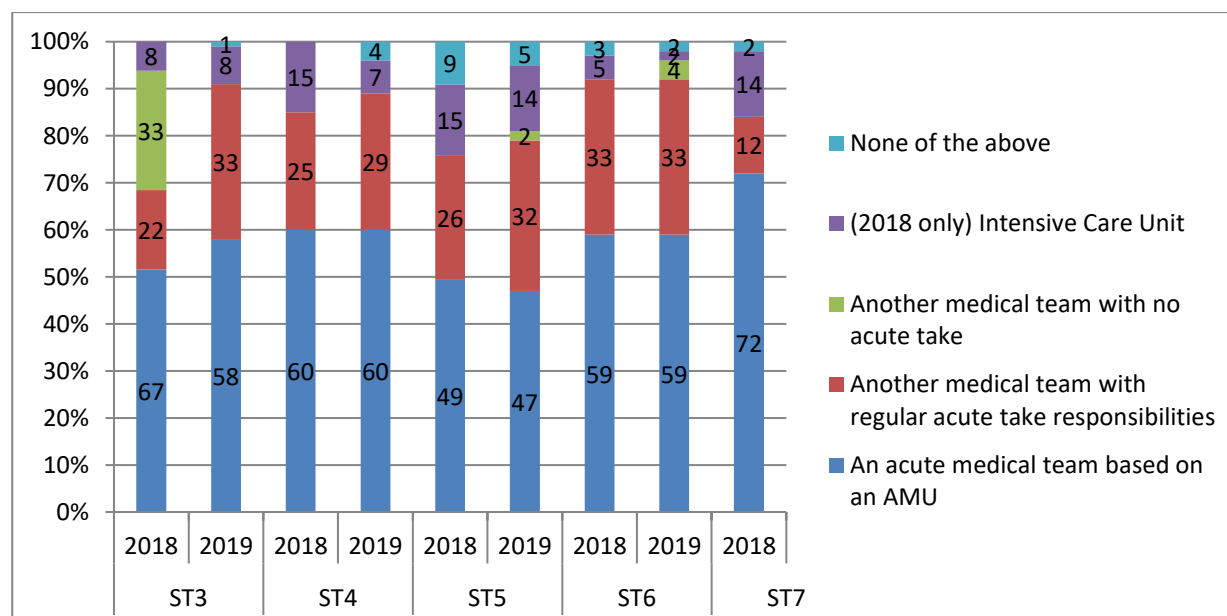
(This question was presented to trainees of the following grades: ST3, ST4, ST5, ST6, ST7)

2018: n=330, 2019: n=318

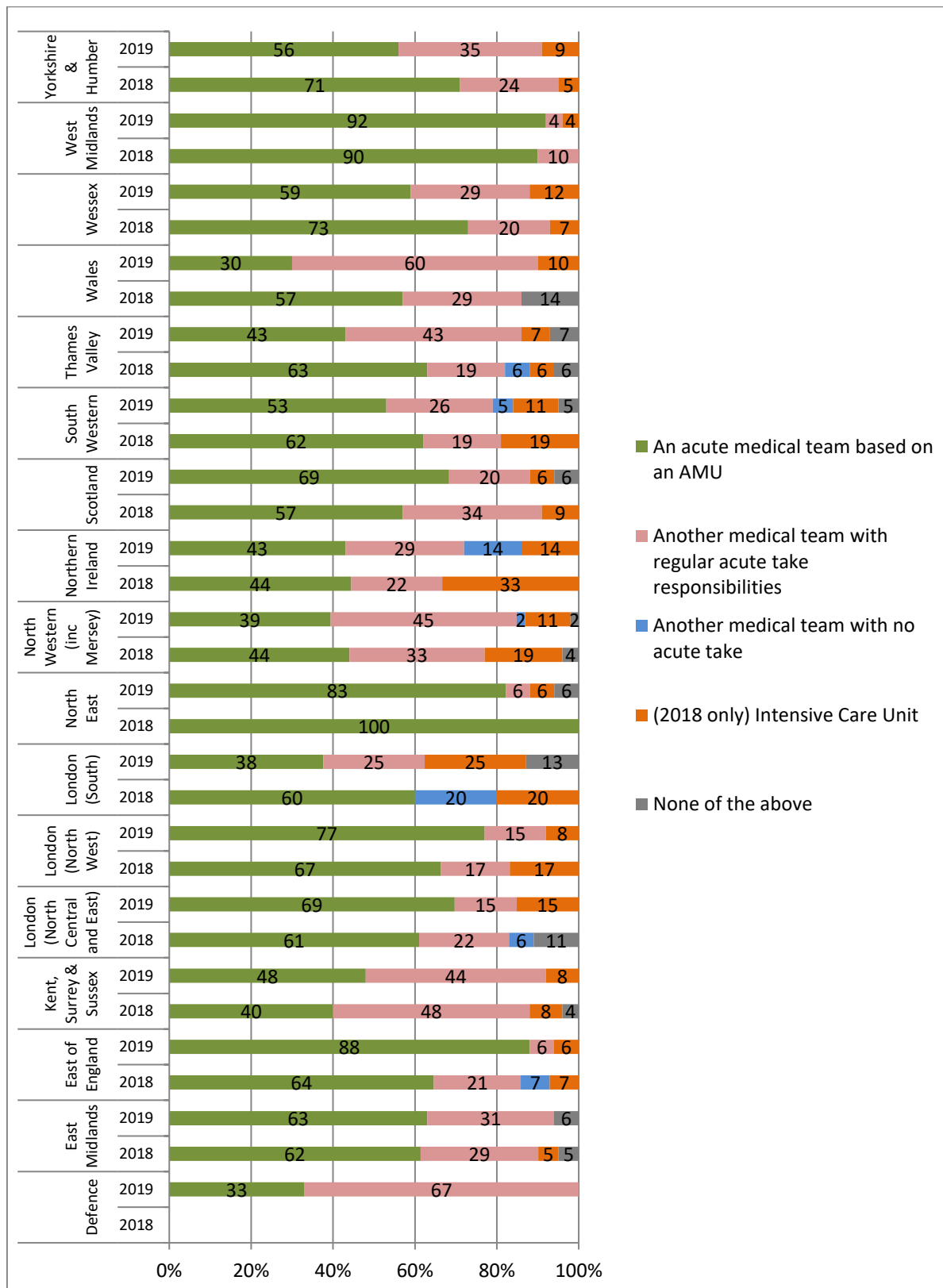
All



Grade



Deanery

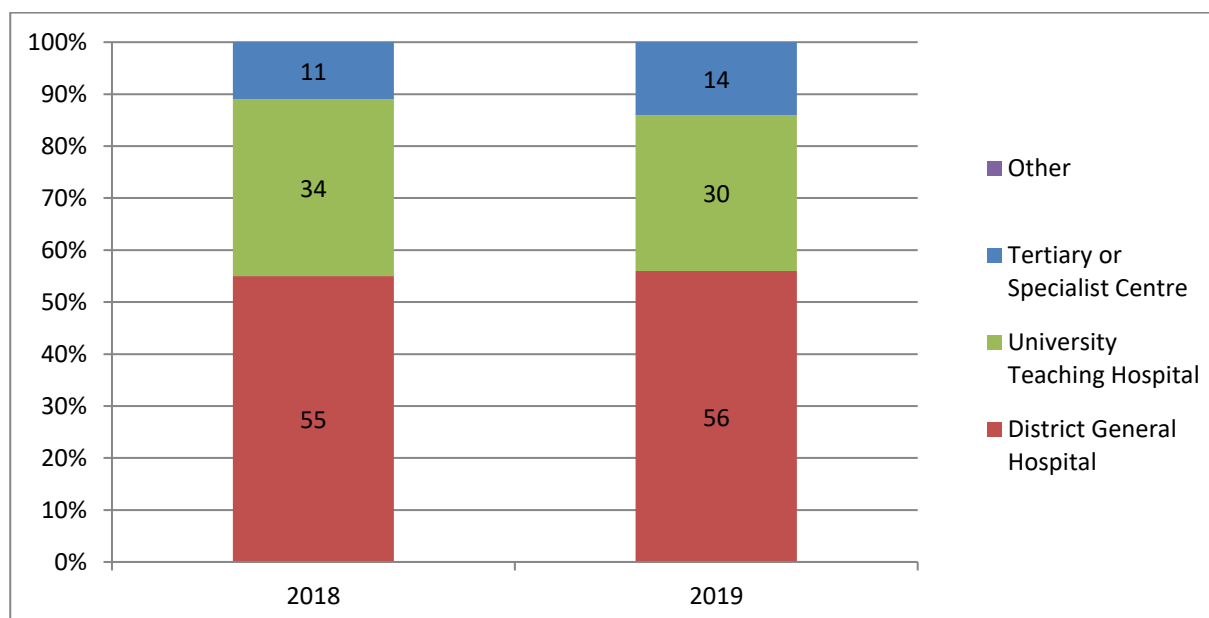


15) Which of the following best describes the hospital you work in?

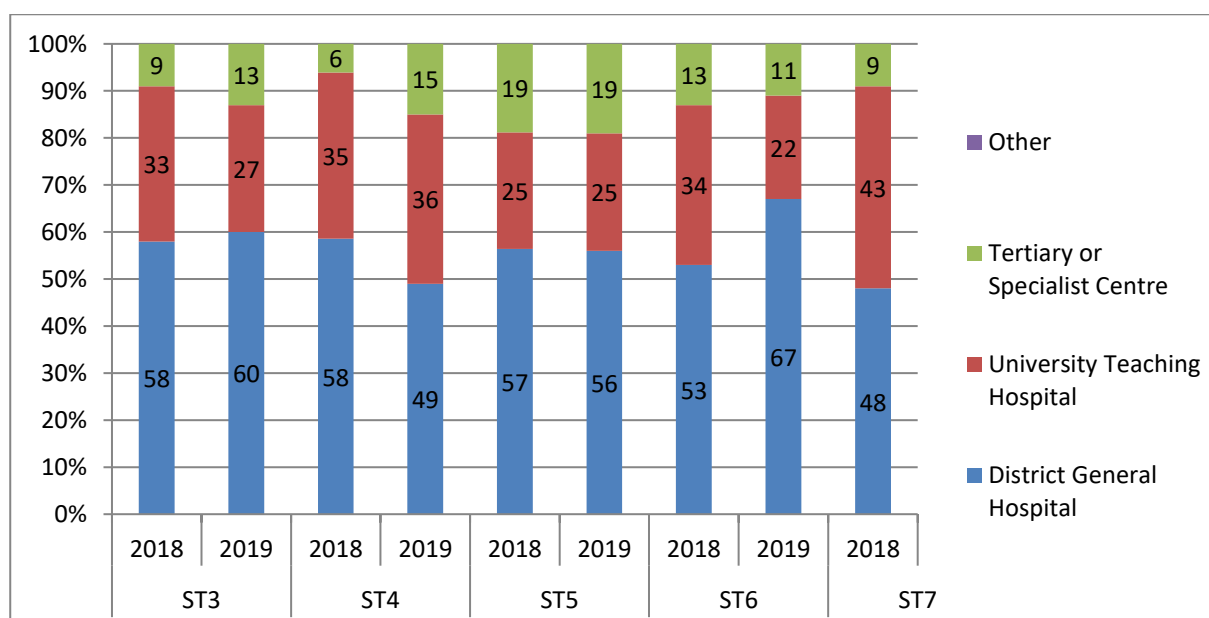
(This question was presented to trainees of the following grades: ST3, ST4, ST5, ST6, ST7)

2018: n=330, 2019: n=318

All



Grade



Deanery

