

2017 NATIONAL TRAINEE SURVEY RESULTS

ACUTE (INTERNAL) MEDICINE

SPECIALTY SPECIFIC QUESTIONS

SEPTEMBER 2017

Introduction

The Specialty Specific Questions have been developed to test trainee's access to, participation in or confidence in the attainment of specific aspects of the specialty training curriculum.

The questions have been included as Programme Specific Questions in the annual GMC National Trainee Survey. A table showing trainee's collective responses from a national perspective, a comparison with the responses last previously received for the question (if it has been asked in a previous year) and the region or regions where agreement is highest or lowest are shown on pages 4-7 with a fuller breakdown of the questions and the trainee responses (nationally, by Deanery/LETB and by grade later in this report.

329 Acute Internal Medicine trainees (93 ST3, 55 ST4, 66 ST5, 62 ST6 and 53 ST7 trainees) an overall increase of 4% compared to 2016, completed the 2017 survey. The numbers of trainees in each Deanery / LETB completing the survey were as follows:

| Deanery / LETB | 2016 | 2017 | % Difference |
|---|------------|------------|--------------|
| Defence Postgraduate Medical Deanery | 1 | 3 | + 300% |
| Health Education East Midlands | 20 | 22 | + 10% |
| Health Education East of England | 26 | 22 | - 15% |
| Health Education Kent, Surrey and Sussex | 21 | 25 | + 19% |
| Health Education N, C & E London | 10 | 16 | + 60% |
| Health Education North East | 13 | 20 | + 54% |
| Health Education North West | 40 | 47 | + 18% |
| Health Education NW London | 10 | 12 | + 20% |
| Health Education South London | 9 | 8 | - 11% |
| Health Education South West | 20 | 19 | - 5% |
| Health Education Thames Valley | 11 | 14 | + 27% |
| Health Education Wessex | 18 | 18 | + 0% |
| Health Education West Midlands | 27 | 25 | - 7% |
| Health Education Yorkshire and the Humber | 41 | 32 | - 22% |
| NHS Education for Scotland | 31 | 31 | + 0% |
| Northern Ireland Medical & Dental Training Agency | 8 | 8 | + 0% |
| Wales Deanery | 9 | 7 | - 22% |
| Total | 315 | 329 | + 4% |

Reduction of >10% of trainees completing the NTS in 2017 compared to 2016

A table showing the overall percentage of trainees in agreement with each of the specialty specific questions, the 2016/7 percentage difference, and the regions with the highest and lowest levels of agreement can be found on pages 2 to 5 below.

Specialty Specific Questions – Acute (Internal) Medicine

| Quality Criteria | % trainees agreeing overall | 2016/2017 Difference | Agreement Highest | | Agreement Lowest | |
|---|-----------------------------|----------------------|--|--|---|---|
| Q1: I am confident in performing the practical procedures as defined within the curriculum. | 98% | +2% | 13/17 regions | 100% | Scotland Yorkshire & Humber | 88% (8/9) 90% (9/10) |
| Q2: In my Deanery I was given an appropriate choice of special skills to choose from during my ST3-4 years | 68% | -1% | NI, SW West Midlands | 100% 81% (9/11) | London (S) KSS EOE, WAL | 25% (1/4) 53% (9/17) 60% |
| Q3: I am confident that during training I will attain a special skill to the level prescribed by the JRCPTB's specialist skill document. | 83% | +3% | NI, WMID Yorkshire & Humber | 100% 95% (19/20) | Scotland Thames Valley London (S) | 61% (11/18) 63% (5/8) 67% (4/6) |
| Q4: If requested in this post, have you been provided with one session per week (or equivalent) to train in your specialist skill? | 45% | -1% | Wales West Midlands Defence | 86% (6/7) 68% (17/25) 67% (2/3) | Northern Ireland Thames Valley London (S) | 0% (0/8) 7% (1/14) 13% (1/8) |
| Q5: In my training I will have adequate critical care experience to gain the required competencies outlined in the curriculum. | 89% | +3% | 4/17 regions | 100% | West Midlands Scotland Yorkshire and Humber | 80% (20/25) 81% (25/31) 82% (26/32) |
| Q6: In my training I will have adequate exposure to the medical specialties (including cardiology, respiratory medicine and care of the elderly). | 90% | +4% | DEF, EOE, WES | 100% | London (S) Thames Valley LDN (NC&E) | 63% (5/8) 78% (11/14) 82% (13/16) |
| Q7: In my training I will cover the breadth of the curriculum. | 90% | -1% | NI, WAL, WES | 100% | London (S) Defence Thames Valley | 63% (5/8) 67% (2/3) 78% (11/14) |
| Q8. Does your current Educational supervisor work as an Acute Physician? | 84% | +9% | East of England Yorkshire & Humber West Midlands | 100% (22/22) 97% (31/32) 96% (24/25) | Northern Ireland KSS Defence | 25% (2/8) 60% (15/25) 67% (2/3) |

Specialty Specific Questions – Acute (Internal) Medicine

| Quality Criteria | % trainees agreeing overall | 2016/2017 Difference | Agreement Highest | | Agreement Lowest | |
|---|-----------------------------|----------------------|--------------------|--------------|------------------|-------------|
| Q9: In this post have you had study leave to attend a specialist society meeting? | 63% | +5% | DEF, NIR, WAL | 100% | Thames Valley | 43% (6/14) |
| | | | | | West Midlands | 44% (11/25) |
| | | | | | North Western | 51% (24/47) |
| Q10: I have gained or will gain in my training programme managerial experience on an AMU supervised by an Acute Physician. | 73% | +2% | London (NW) | 100% (12/12) | South Western | 47% (9/19) |
| | | | North East | 90% (18/20) | London (S) | 63% (5/8) |
| | | | EOE, YAH | 78% | NW, THA | 64% |
| Q11. Please rate the quality of training you've received in chest ultrasound. | 40% | 2017 only | KSS | 84% (21/25) | London (S) | 0% (0/8) |
| | | | Defence | 67% (2/3) | Wales | 14% (1/7) |
| | | | South Western | 53% (10/19) | London (NW) | 16% (2/12) |
| Q12. In my current post, I feel I've provided a disproportionate amount of service provision to the acute take in comparison to other colleagues undertaking GIM training.* | 39% | -1% | East of England | 68% (9/22) | Defence | 0% (0/3) |
| | | | Scotland | 54% (17/31) | West Midlands | 12% (3/25) |
| | | | Yorkshire & Humber | 53% (17/32) | Northern Ireland | 13% (1/8) |
| Q13. In my hospital the acute medical take process is well organised and safe for patients. | 67% | +4% | Northern Ireland | 88% (7/8) | Defence | 33% (1/3) |
| | | | LDN (NC&E), SCO | 81% | South Western | 48% (9/19) |
| | | | | | London (NW) | 50% (6/12) |
| Q14. In my hospital the acute medical take process is a well organised training experience with good learning opportunities, teaching, and feedback. | 53% | -2% | North East | 88% (13/20) | KSS | 32% (8/25) |
| | | | Thames Valley | 78% (11/14) | South Western | 37% (7/19) |
| | | | Defence | 67% (2/3) | Wales | 43% (3/7) |

* Question highlights negative responses

Specialty Specific Questions – Acute (Internal) Medicine

| Quality Criteria | % trainees agreeing overall | 2016/2017 Difference | Agreement Highest | Agreement Lowest |
|--|---|----------------------------------|--|---|
| Q15. Which of the following best describes where you are working? | Acute Team: 61% Other team with acute responsibility: 27% Team with no acute take: 2% None of above:9% | -2% +1% -1% +1% | West Midlands 88% (22/25) Thames Valley 64% (9/14) Wessex 6% (11/18) LDN (S), NIR 25% | Thames Valley 29% (4/14) West Midlands 8% (2/25) 11/16 regions 0% 4 Deaneries/LETBs 0% |
| Q16. Which of the following best describes the hospital you work in? | DGH: 58% UTH: 31% Tertiary: 9% Other: 1% | +2% -2% -1% +1% | Wales 100% (7/7) Thames Valley 71% (10/14) Defence 67% (2/3) West Midlands 8% (2/25) | Thames Valley 29% (4/14) DEF, WAL 0% THA, WAL, WES 0% 14 Deaneries/LETBs 0% |
| Q17. Over the course of my training I expect to have enough opportunities to learn the practical procedures defined in the AIM curriculum. | 83% | +0% | Northern Ireland 100% (8/8) Wessex 94% (17/18) London (NW) 92% (11/12) | East Midlands 64% (14/22) Defence 66% (2/3) Scotland 74% (23/31) |
| Q18. I am competent in central venous access. | 73% | -5% | London (S) 88% (7/8) East of England 87% (19/22) Wessex 83% (15/18) | East Midlands 59% (13/22) West Midlands 60% (15/25) North East 65% (13/20) |

| Deanery / LETB | Year | N= | Q1 | Q2 | Q3 | Q4 | Q5 | Q6 | Q7 | Q8 | Q9 | Q10 |
|---|------|----|---------|---------|---------|---------|---------|---------|---------|---------|---------|---------|
| Defence Postgraduate Medical Deanery | 2016 | 0 | No data | No data | No data | No data | No data | No data | No data | No data | No data | No data |
| | 2017 | 3 | No data | No data | No data | 67 | 100 | 100 | 67 | 67 | 100 | 67 |
| Health Education East Midlands | 2016 | 20 | 100 | 77 | 94 | 50 | 85 | 95 | 90 | 85 | 50 | 75 |
| | 2017 | 22 | 100 | 67 | 75 | 55 | 95 | 96 | 91 | 95 | 68 | 73 |
| Health Education East of England | 2016 | 26 | 100 | 64 | 77 | 19 | 96 | 100 | 100 | 88 | 54 | 85 |
| | 2017 | 22 | 100 | 60 | 83 | 36 | 95 | 100 | 96 | 100 | 55 | 78 |
| Health Education Kent, Surrey & Sussex | 2016 | 21 | 92 | 53 | 95 | 52 | 81 | 95 | 95 | 52 | 43 | 62 |
| | 2017 | 27 | 100 | 53 | 81 | 44 | 96 | 96 | 92 | 60 | 56 | 68 |
| Health Education London (North, Central & East) | 2016 | 10 | No data | 75 | 56 | 10 | 80 | 70 | 100 | 60 | 30 | 40 |
| | 2017 | 16 | 100 | 64 | 91 | 25 | 94 | 82 | 88 | 75 | 56 | 82 |
| Health Education London (North West) | 2016 | 10 | 100 | 75 | 71 | 20 | 80 | 80 | 100 | 80 | 80 | 80 |
| | 2017 | 12 | No data | 75 | 76 | 58 | 100 | 91 | 91 | 83 | 75 | 100 |
| Health Education London (South) | 2016 | 9 | 67 | 25 | 86 | 22 | 78 | 56 | 67 | 56 | 67 | 78 |
| | 2017 | 8 | 100 | 25 | 66 | 13 | 100 | 63 | 63 | 88 | 63 | 63 |
| Health Education North East | 2016 | 13 | No data | 80 | 89 | 54 | 92 | 92 | 92 | 77 | 62 | 77 |
| | 2017 | 20 | 100 | 75 | 79 | 65 | 85 | 90 | 90 | 75 | 65 | 90 |
| Health Education North West | 2016 | 40 | 100 | 52 | 79 | 47 | 87 | 95 | 92 | 75 | 50 | 67 |
| | 2017 | 47 | 100 | 68 | 83 | 47 | 90 | 93 | 96 | 89 | 51 | 64 |
| Health Education South West | 2016 | 20 | 100 | 44 | 64 | 35 | 75 | 85 | 90 | 65 | 50 | 65 |
| | 2017 | 19 | 100 | 100 | 85 | 42 | 84 | 94 | 84 | 63 | 53 | 47 |
| Health Education Thames Valley | 2016 | 11 | No data | 100 | 70 | 9 | 73 | 73 | 73 | 64 | 64 | 82 |
| | 2017 | 12 | 100 | 63 | 63 | 7 | 85 | 78 | 78 | 86 | 43 | 64 |
| Health Education Wessex | 2016 | 18 | 100 | 87 | 77 | 39 | 100 | 78 | 94 | 78 | 50 | 72 |
| | 2017 | 18 | 100 | 59 | 88 | 33 | 89 | 100 | 100 | 89 | 72 | 72 |
| Health Education West Midlands | 2016 | 27 | 100 | 82 | 81 | 74 | 89 | 89 | 100 | 89 | 56 | 67 |
| | 2017 | 25 | 100 | 81 | 100 | 68 | 80 | 88 | 92 | 96 | 44 | 76 |
| Health Education Yorkshire and the Humber | 2016 | 41 | 93 | 83 | 82 | 73 | 83 | 90 | 90 | 88 | 80 | 73 |
| | 2017 | 32 | 90 | 76 | 95 | 56 | 82 | 87 | 91 | 97 | 84 | 78 |
| NHS Education for Scotland | 2016 | 31 | 92 | 69 | 74 | 52 | 81 | 77 | 77 | 74 | 48 | 71 |
| | 2017 | 31 | 88 | 73 | 61 | 39 | 81 | 84 | 81 | 87 | 71 | 77 |
| Northern Ireland Medical & Dental Training Agency | 2016 | 8 | No data | 80 | 83 | 25 | 100 | 50 | 100 | 37 | 100 | 87 |
| | 2017 | 8 | 100 | 100 | 100 | 0 | 100 | 88 | 100 | 25 | 100 | 76 |
| Wales Deanery | 2016 | 9 | No data | 40 | 89 | 67 | 100 | 89 | 100 | 67 | 78 | 67 |
| | 2017 | 7 | 100 | 60 | 83 | 86 | 86 | 86 | 100 | 71 | 100 | 72 |

| | | | | | |
|--|-------------------------------|--|-------------------------------|--|-----------------------------|
| | Increase in agreement 2016/17 | | decrease in agreement 2016/17 | | Agreement unchanged 2016/17 |
|--|-------------------------------|--|-------------------------------|--|-----------------------------|

| Deanery / LETB | Year | N= | Q11 | Q12 | Q13 | Q14 | Q15 | Q16 | Q17 | Q18 |
|---|------|----|---------|---------|---------|---------|-----|-----|---------|---------|
| Defence Postgraduate Medical Deanery | 2016 | 0 | No data | No data | No data | No data | | | No data | No data |
| | 2017 | 3 | 67 | 0 | 33 | 67 | | | 66 | 66 |
| Health Education East Midlands | 2016 | 20 | No data | 55 | 65 | 55 | | | 90 | 65 |
| | 2017 | 22 | 37 | 50 | 63 | 46 | | | 64 | 59 |
| Health Education East of England | 2016 | 26 | No data | 38 | 81 | 69 | | | 96 | 85 |
| | 2017 | 22 | 23 | 68 | 59 | 45 | | | 91 | 87 |
| Health Education Kent, Surrey & Sussex | 2016 | 21 | No data | 33 | 52 | 43 | | | 95 | 71 |
| | 2017 | 27 | 84 | 32 | 56 | 32 | | | 84 | 76 |
| Health Education London (North, Central & East) | 2016 | 10 | No data | 30 | 60 | 40 | | | 80 | 90 |
| | 2017 | 16 | 32 | 31 | 81 | 44 | | | 81 | 81 |
| Health Education London (North West) | 2016 | 10 | No data | 20 | 65 | 80 | | | 90 | 100 |
| | 2017 | 12 | 16 | 25 | 50 | 59 | | | 92 | 75 |
| Health Education London (South) | 2016 | 9 | No data | 78 | 55 | 44 | | | 44 | 89 |
| | 2017 | 8 | 0 | 38 | 51 | 51 | | | 75 | 88 |
| Health Education North East | 2016 | 13 | No data | 31 | 69 | 62 | | | 77 | 62 |
| | 2017 | 20 | 45 | 50 | 80 | 65 | | | 90 | 65 |
| Health Education North West | 2016 | 40 | No data | 32 | 65 | 52 | | | 82 | 85 |
| | 2017 | 47 | 45 | 34 | 67 | 49 | | | 88 | 76 |
| Health Education South West | 2016 | 20 | No data | 55 | 65 | 35 | | | 70 | 80 |
| | 2017 | 19 | 53 | 42 | 48 | 37 | | | 84 | 74 |
| Health Education Thames Valley | 2016 | 11 | No data | 18 | 73 | 73 | | | 55 | 91 |
| | 2017 | 12 | 29 | 36 | 79 | 78 | | | 86 | 71 |
| Health Education Wessex | 2016 | 18 | No data | 28 | 50 | 44 | | | 94 | 89 |
| | 2017 | 18 | 34 | 28 | 61 | 55 | | | 94 | 83 |
| Health Education West Midlands | 2016 | 27 | No data | 37 | 59 | 52 | | | 81 | 74 |
| | 2017 | 25 | 44 | 12 | 68 | 60 | | | 76 | 60 |
| Health Education Yorkshire and the Humber | 2016 | 41 | No data | 56 | 61 | 56 | | | 80 | 68 |
| | 2017 | 32 | 40 | 53 | 75 | 63 | | | 75 | 69 |
| NHS Education for Scotland | 2016 | 31 | No data | 39 | 74 | 65 | | | 81 | 87 |
| | 2017 | 31 | 33 | 54 | 81 | 51 | | | 74 | 80 |
| Northern Ireland Medical & Dental Training Agency | 2016 | 8 | No data | 62 | 75 | 75 | | | 87 | 87 |
| | 2017 | 8 | 50 | 13 | 88 | 88 | | | 100 | 76 |
| Wales Deanery | 2016 | 9 | No data | 22 | 33 | 44 | | | 89 | 67 |
| | 2017 | 7 | 14 | 28 | 71 | 43 | | | 86 | 72 |

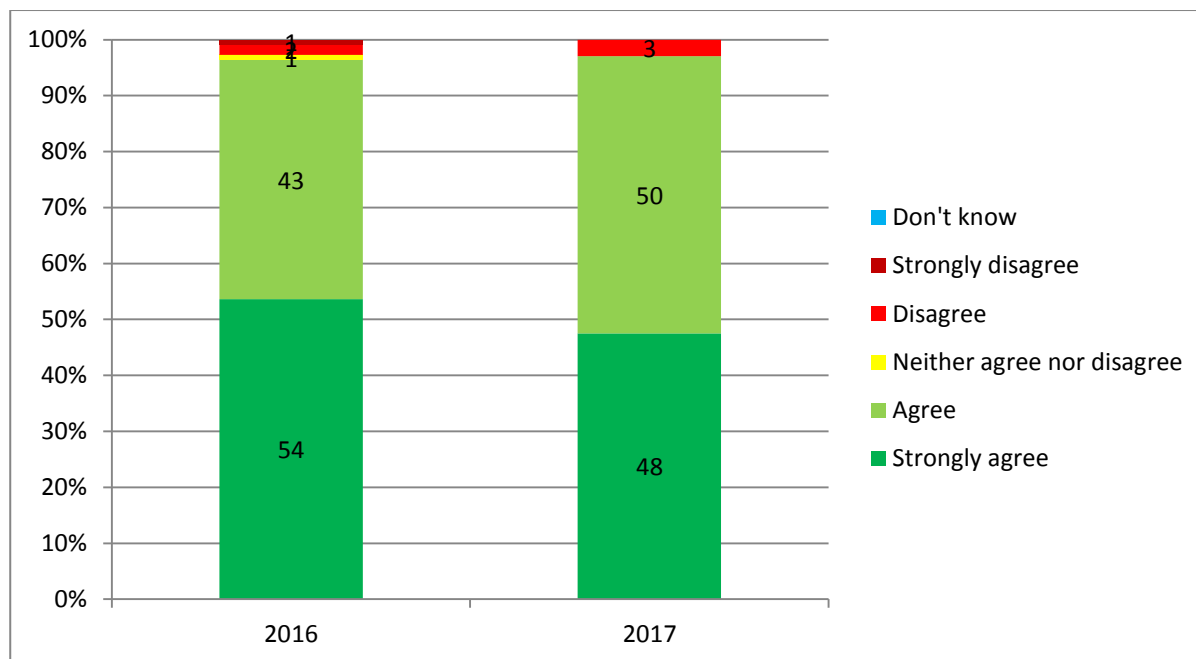
* Questions 15 and 16 excluded as the questions are not yes/no or strongly agree/disagree.

| | | | | | |
|--|-------------------------------|--|-------------------------------|--|-----------------------------|
| | Increase in agreement 2016/17 | | decrease in agreement 2016/17 | | Agreement unchanged 2016/17 |
|--|-------------------------------|--|-------------------------------|--|-----------------------------|

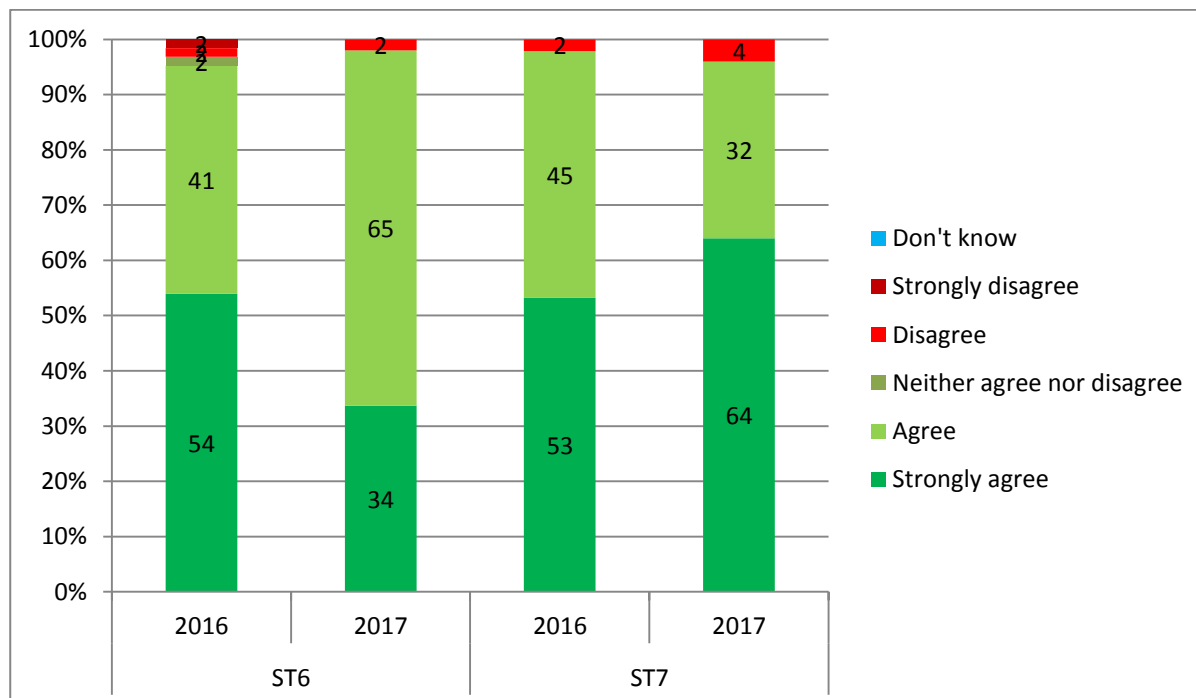
Please indicate how much you agree or disagree with the following statements

Q1. I am confident in performing the practical procedures as defined within the curriculum (This question was presented to trainees of the following grades: ST6, ST7) 2016: n=110, 2017: n=110

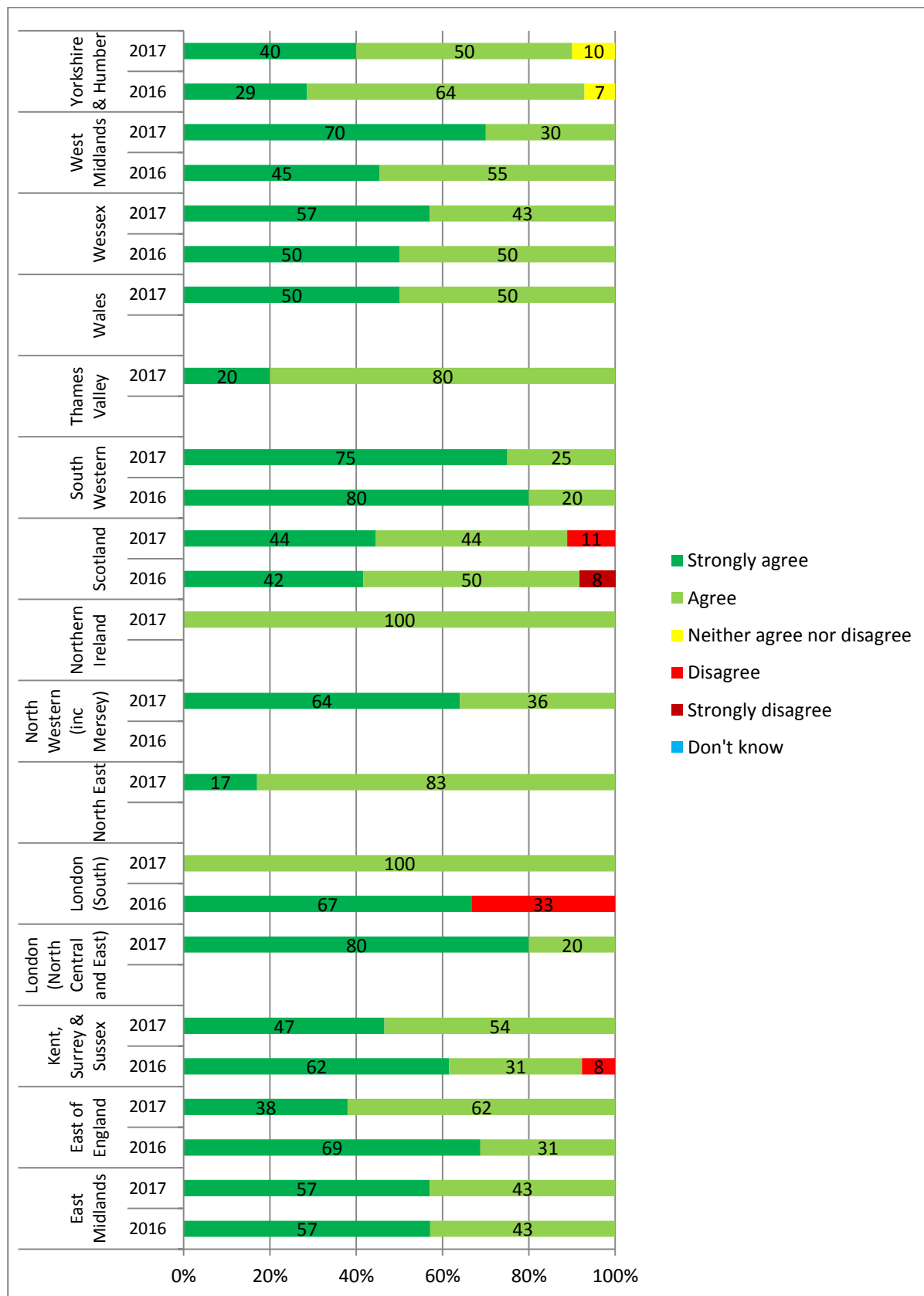
All results



Grade

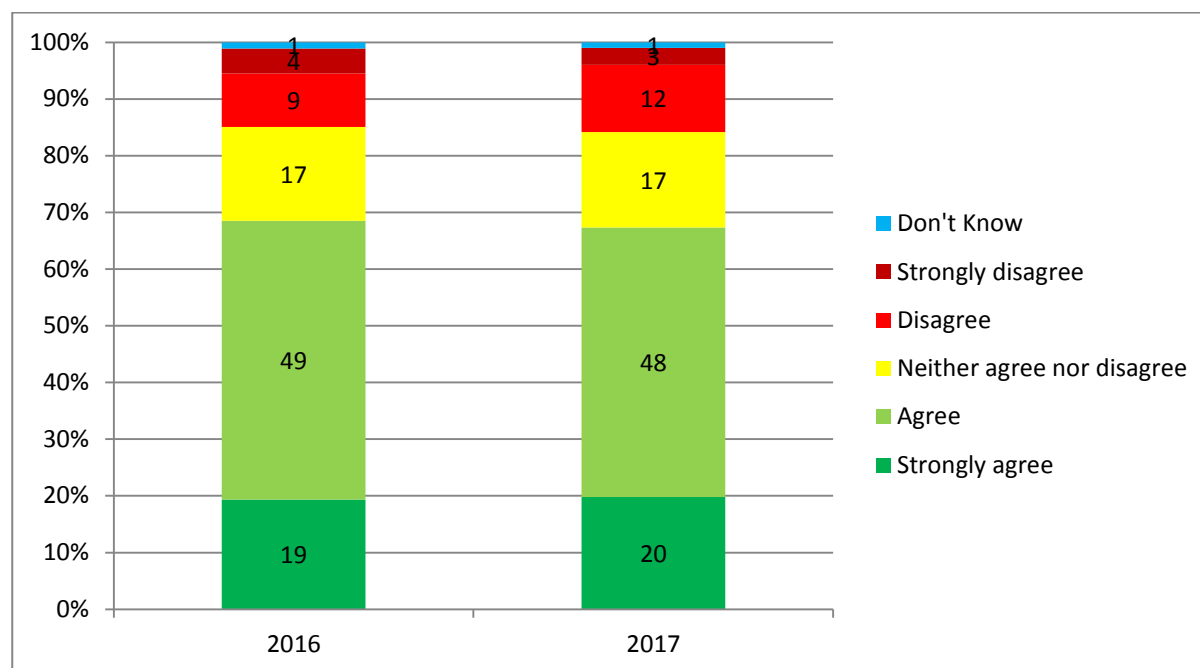


Deanery / LETB

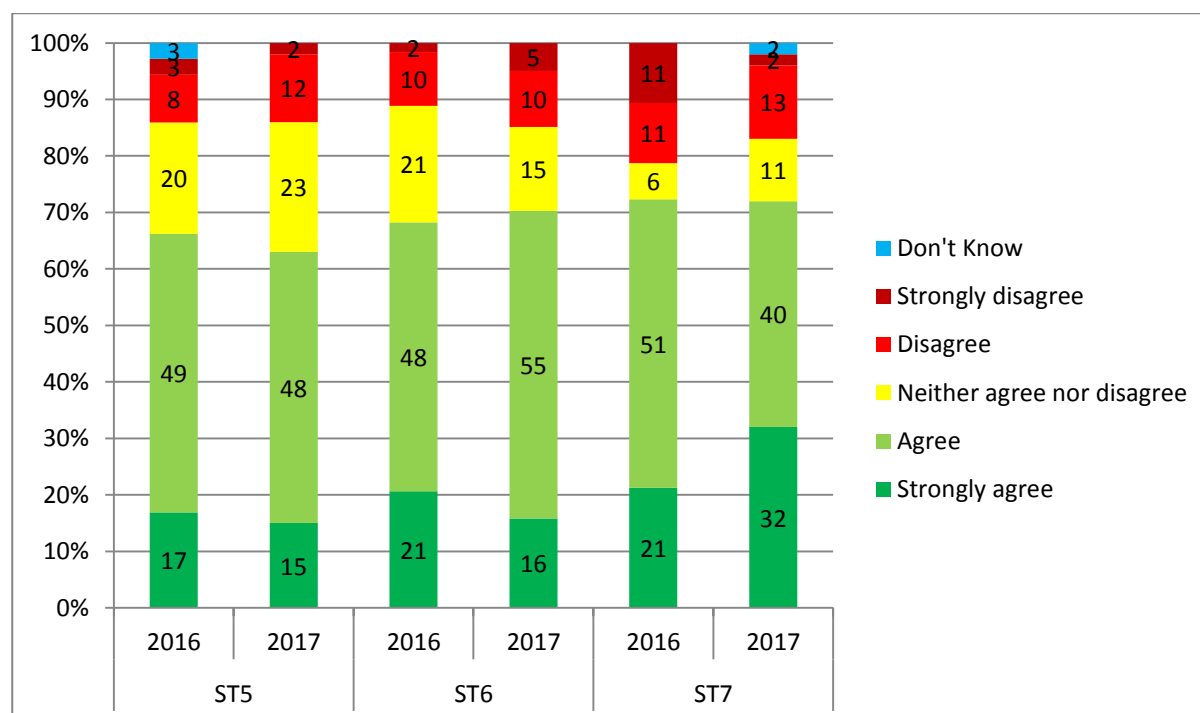


Q2. In my Deanery I was given an appropriate choice of special skills to choose from during my ST3-4 years. (This question was presented to trainees of the following grades: ST5, ST6, ST7) 2016: n=181, 2017 n=181

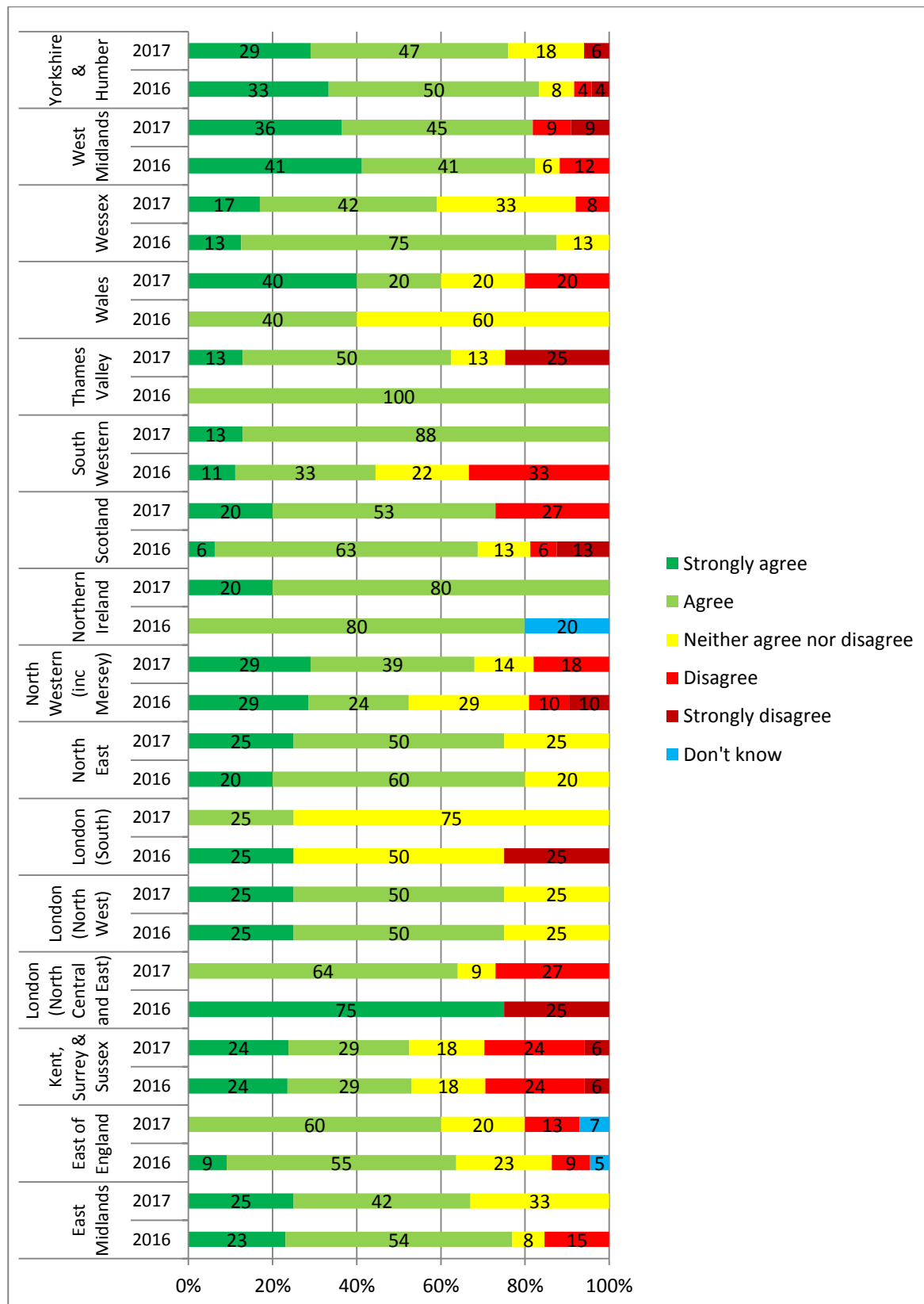
All results



Grade

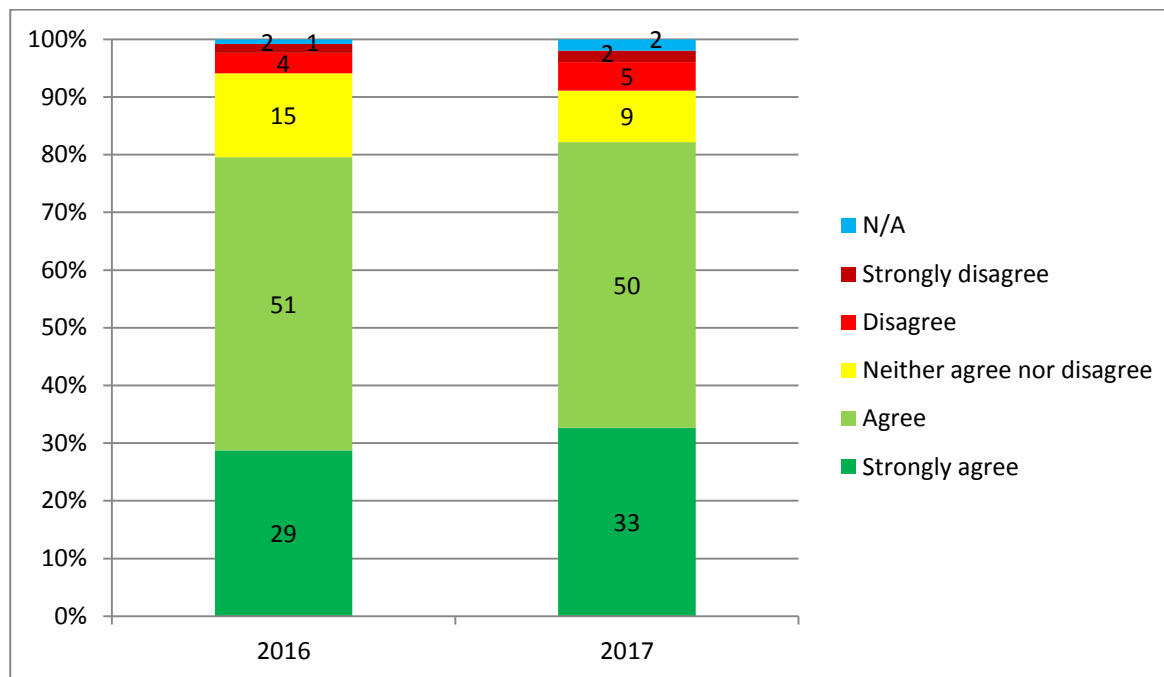


Deanery / LETB

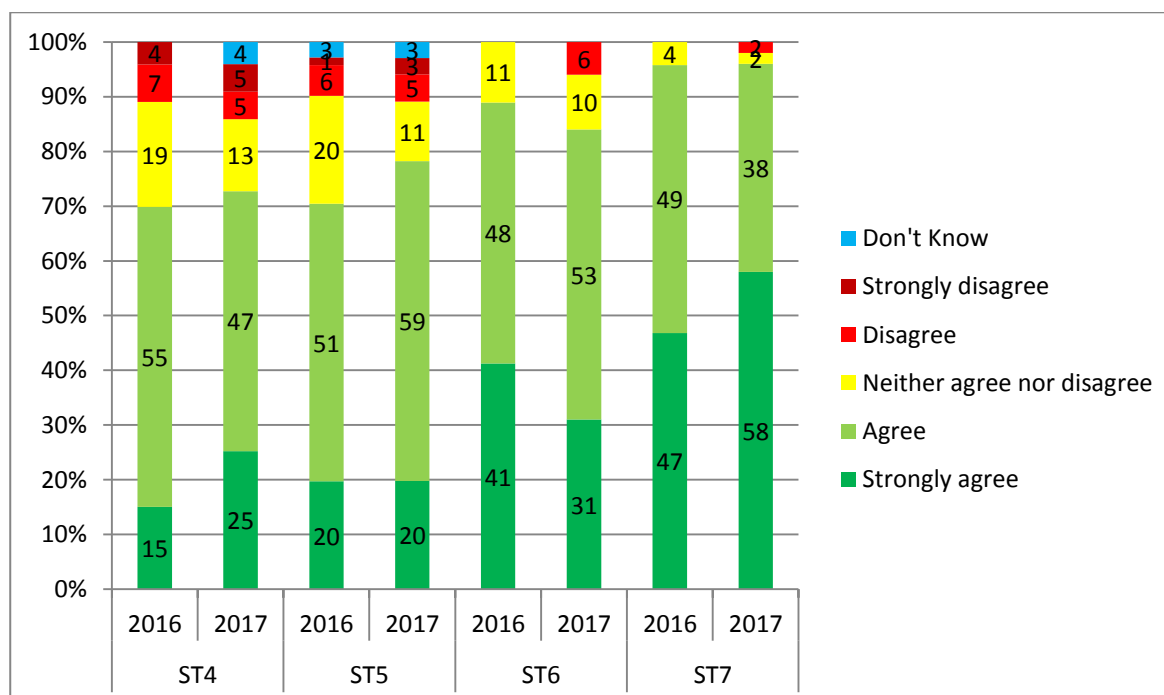


Q3. I am confident that during training I will attain a special skill to the level prescribed by the JRCPTB's specialist skill document. (This question was presented to trainees of the following grades: ST4, ST5, ST6, ST7) 2016: n=254, 2017: n=236

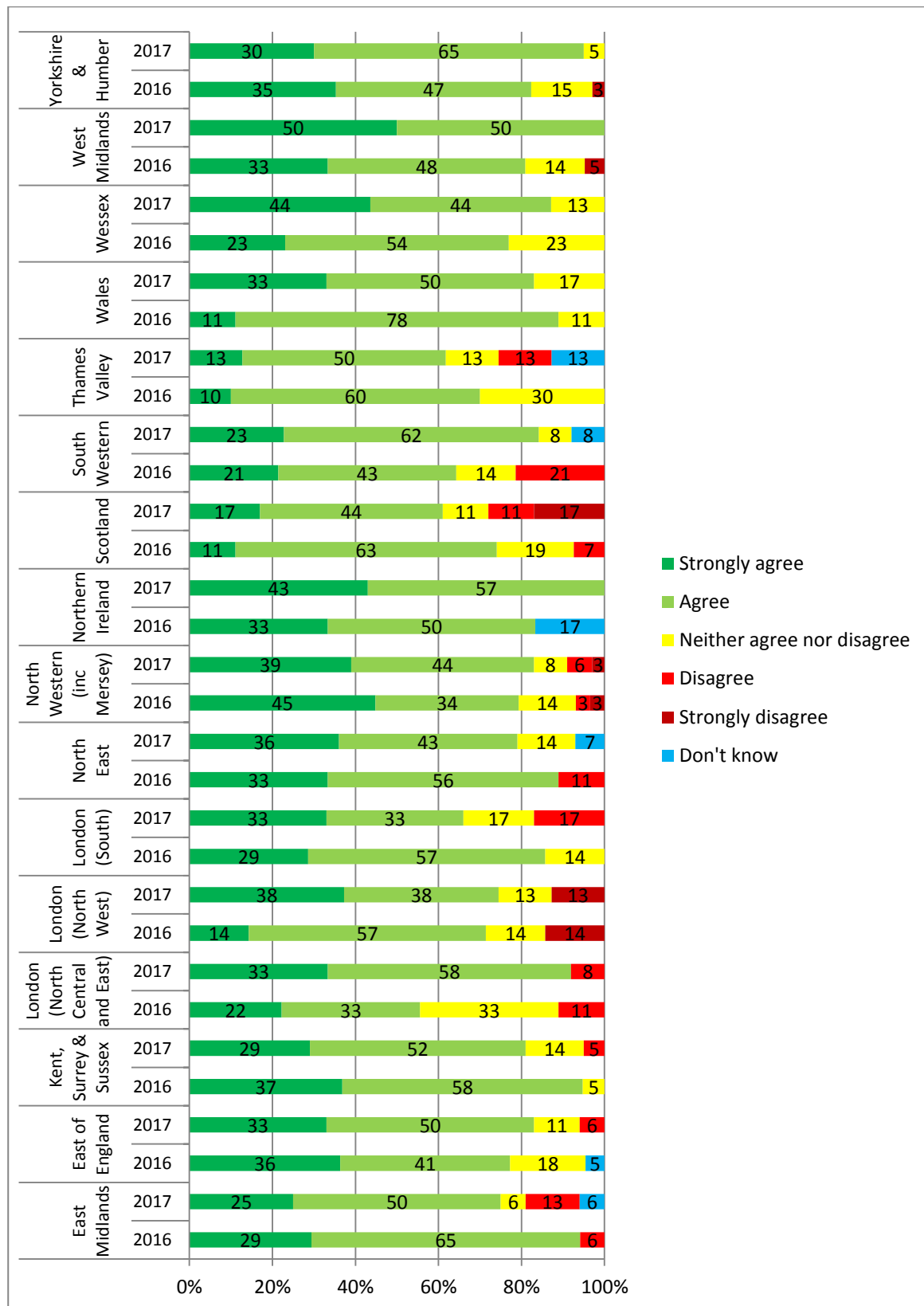
All trainees



Grade

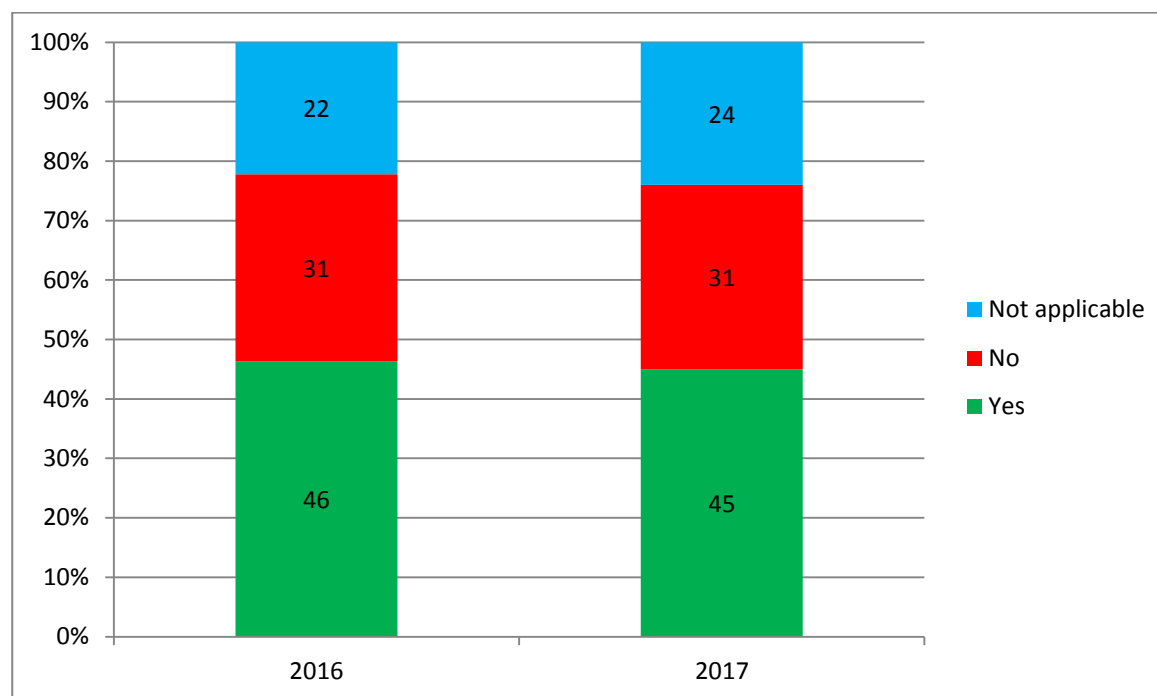


Deanery / LETB

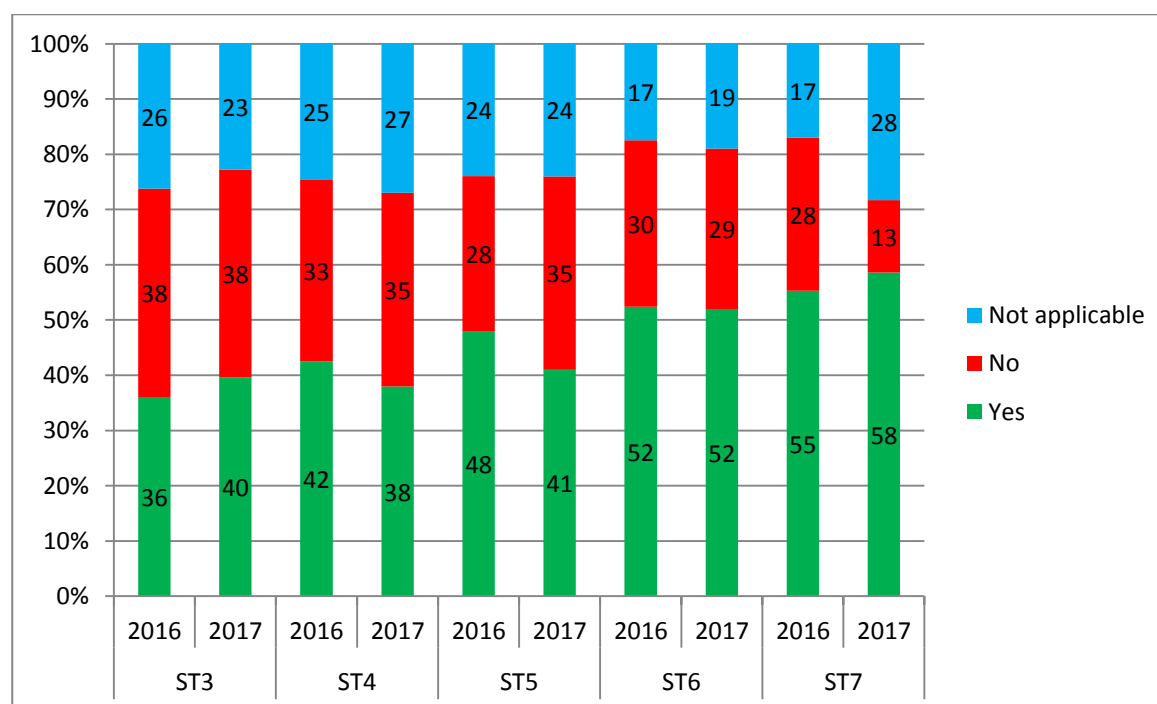


Q4. If requested in this post, have you been provided with one session per week (or equivalent) to train in your specialist skill? (This question was presented to trainees of the following grades: ST3, ST4, ST5, ST6, ST7) 2016: n=315, 2017: n=329

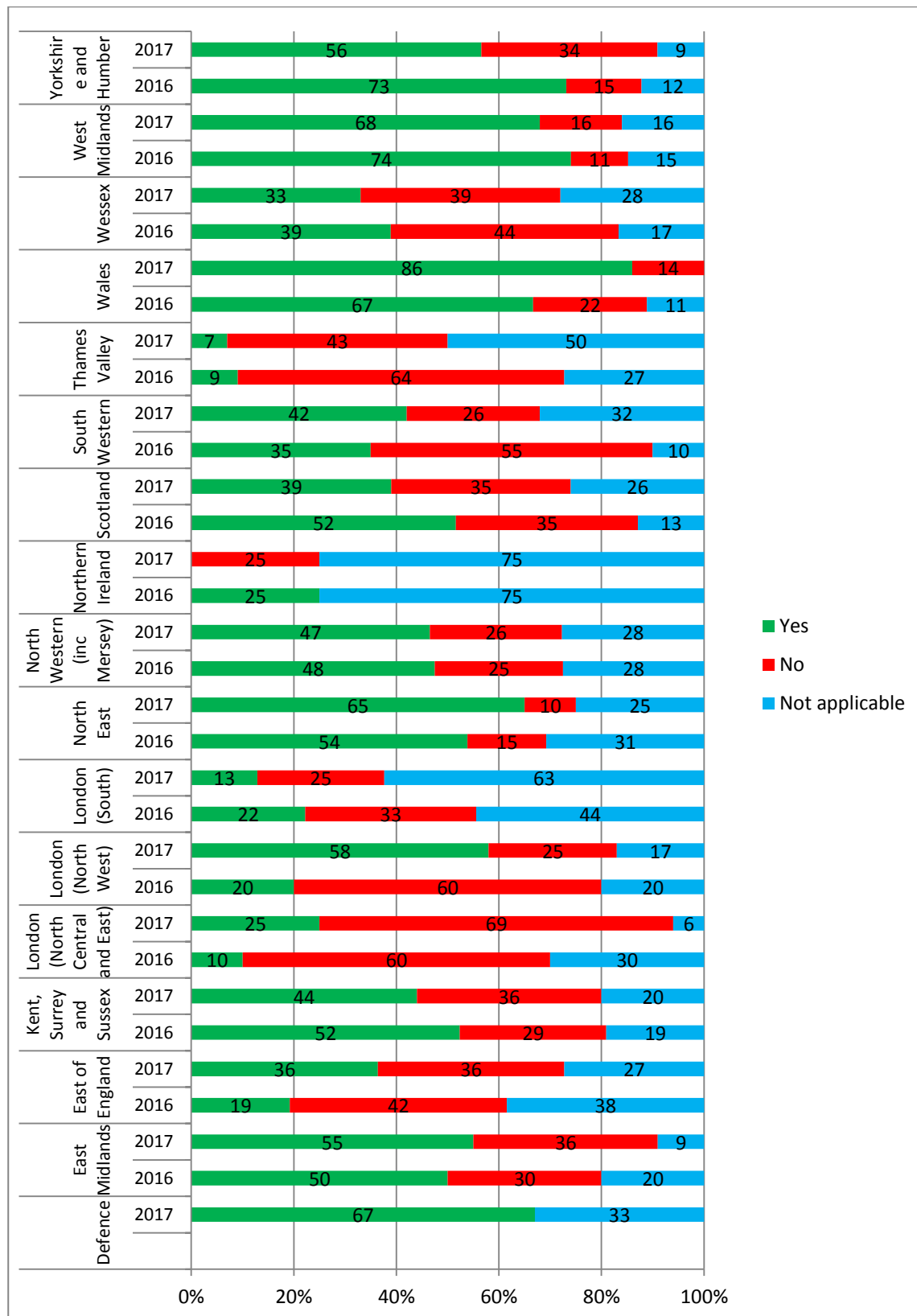
All trainees



Grade

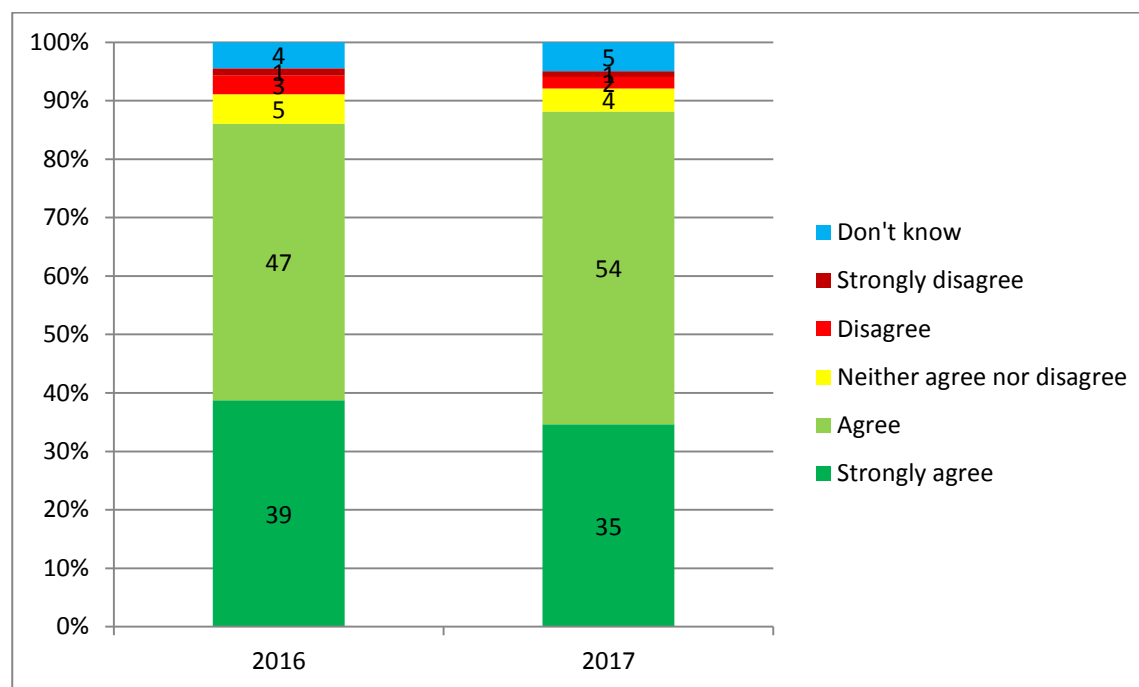


Deanery / LETB

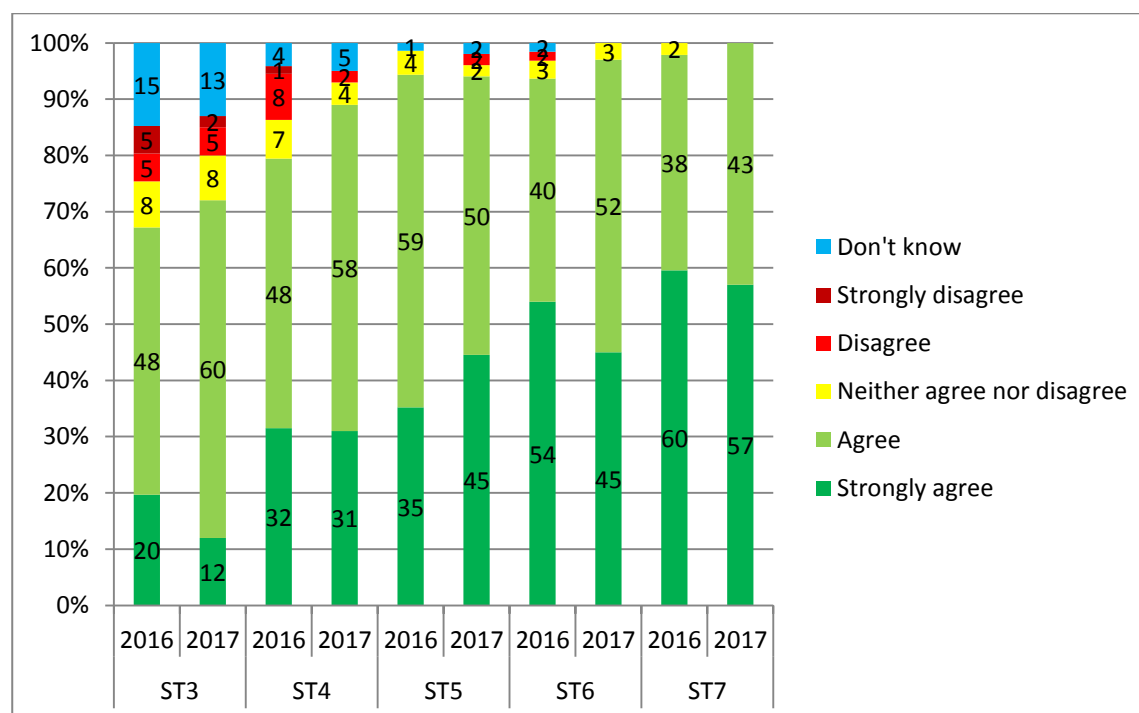


Q5. In my training I will have adequate critical care experience to gain the required competencies outlined in the curriculum (This question was presented to trainees of the following grades: ST3, ST4, ST5, ST6, ST7) 2016: n=315, 2017: n=329

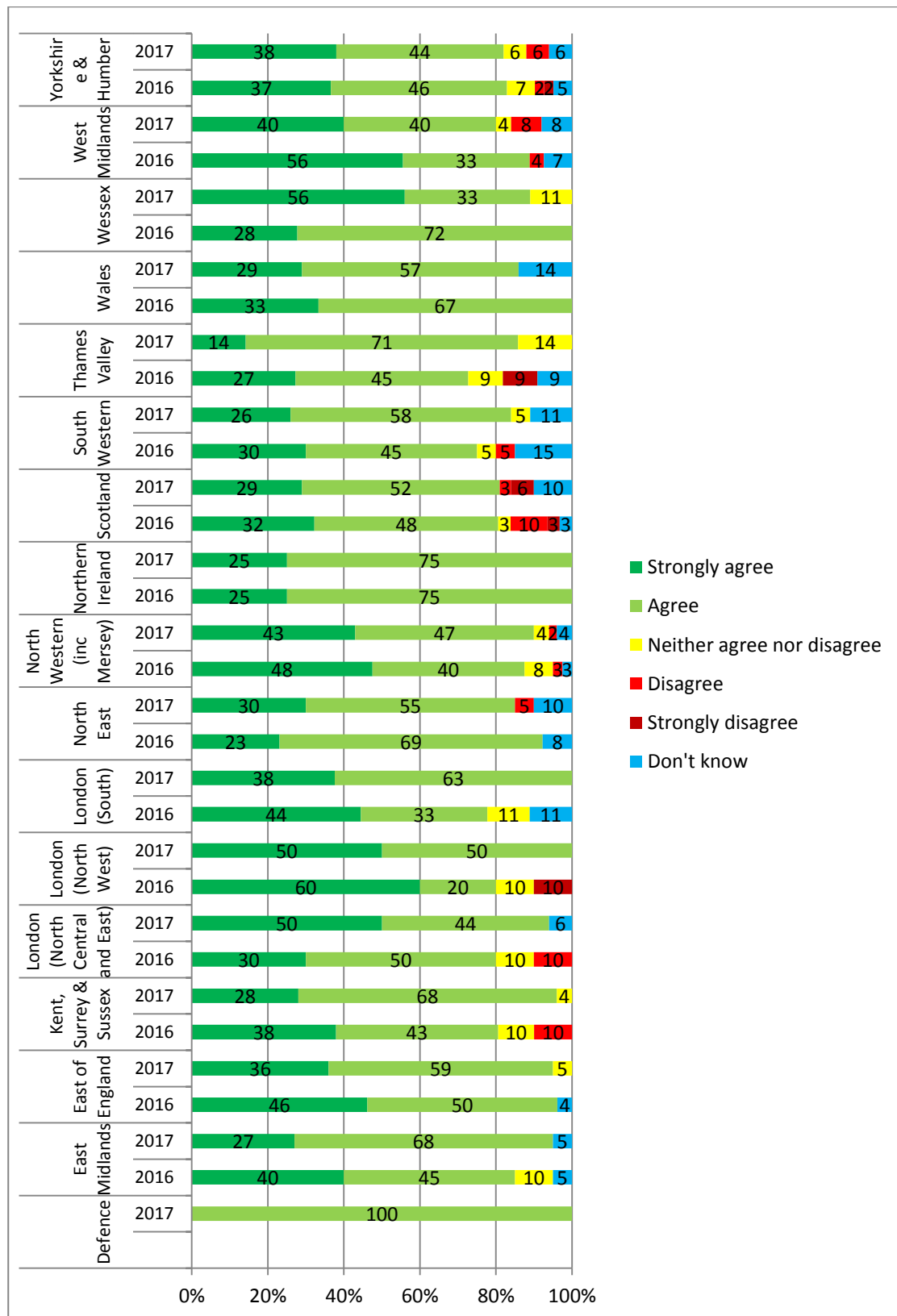
All trainees



Grade

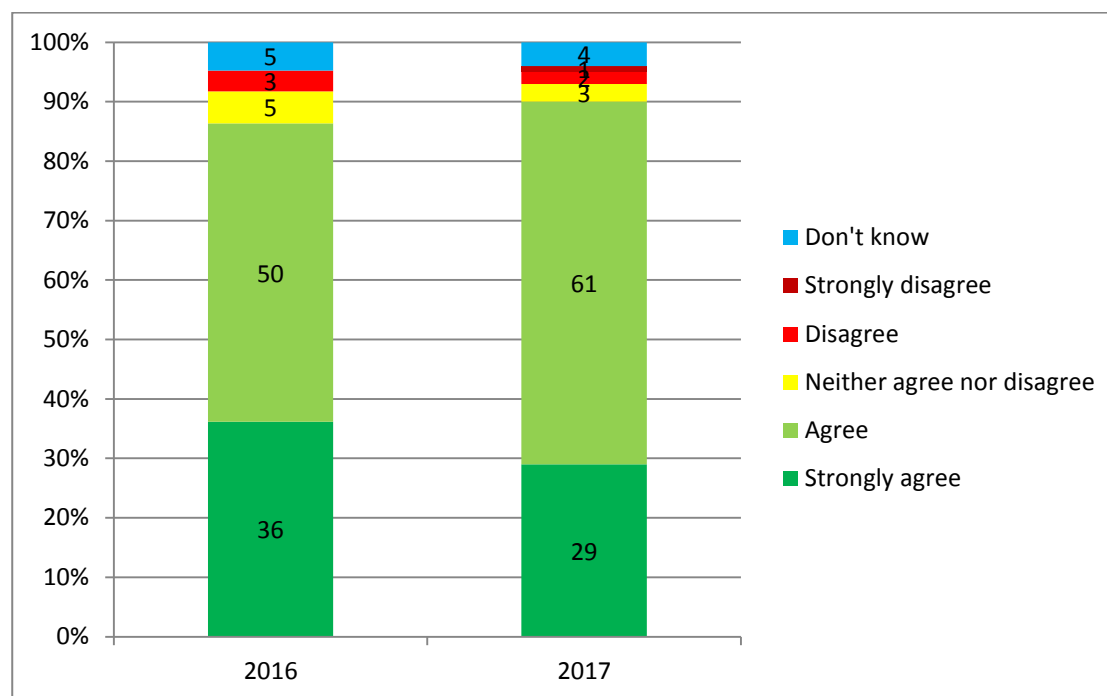


Deanery / LETB

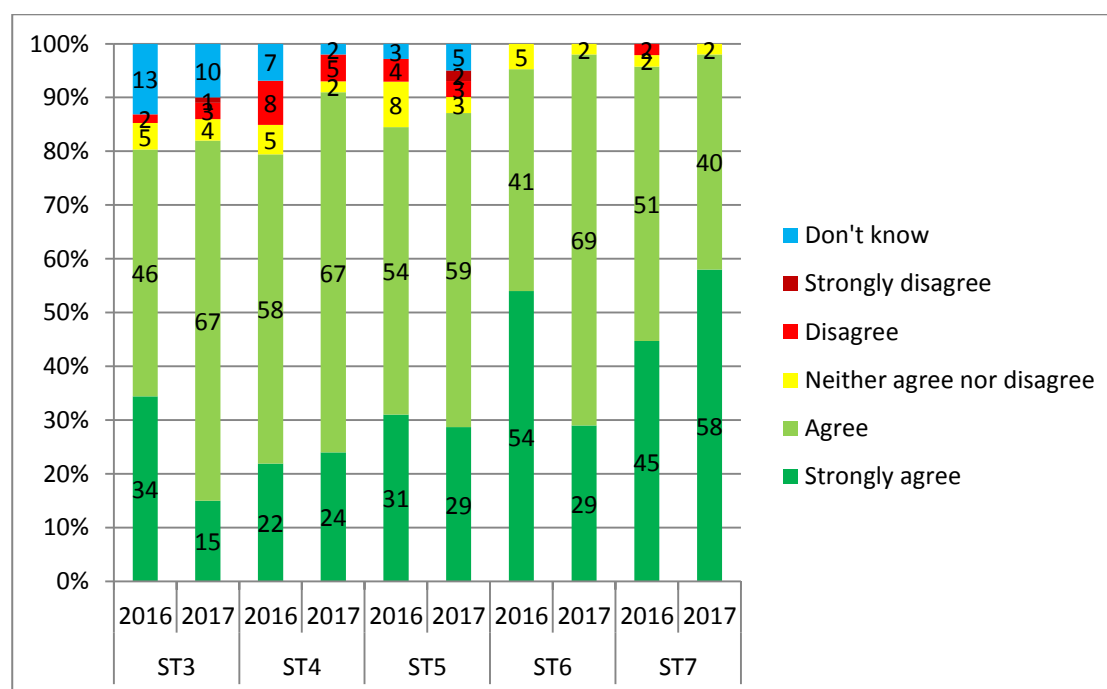


Q6. In my training I will have adequate exposure to the medical specialties (including cardiology, respiratory medicine and care of the elderly) (This question was presented to trainees of the following grades: ST3, ST4, ST5, ST6, ST7) 2016: n=315, 2017: n=329

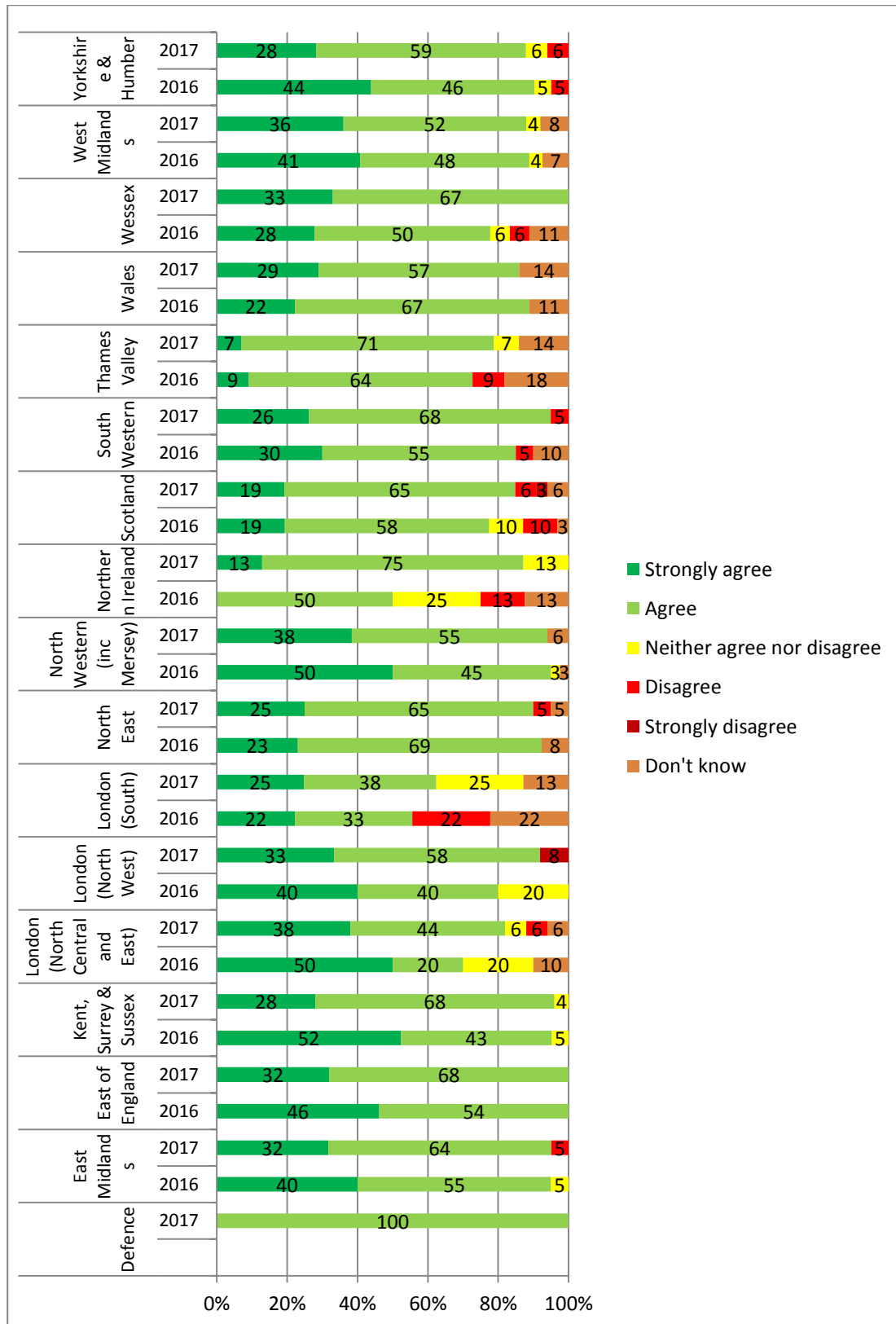
All trainees



Grade

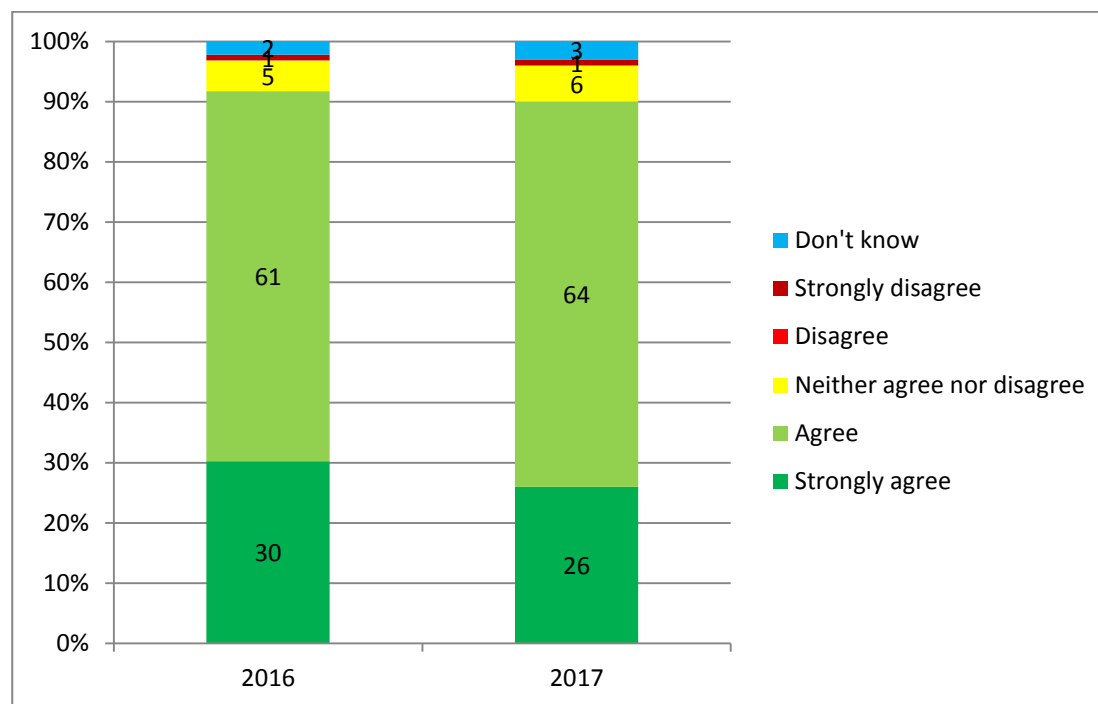


Deanery / LETB

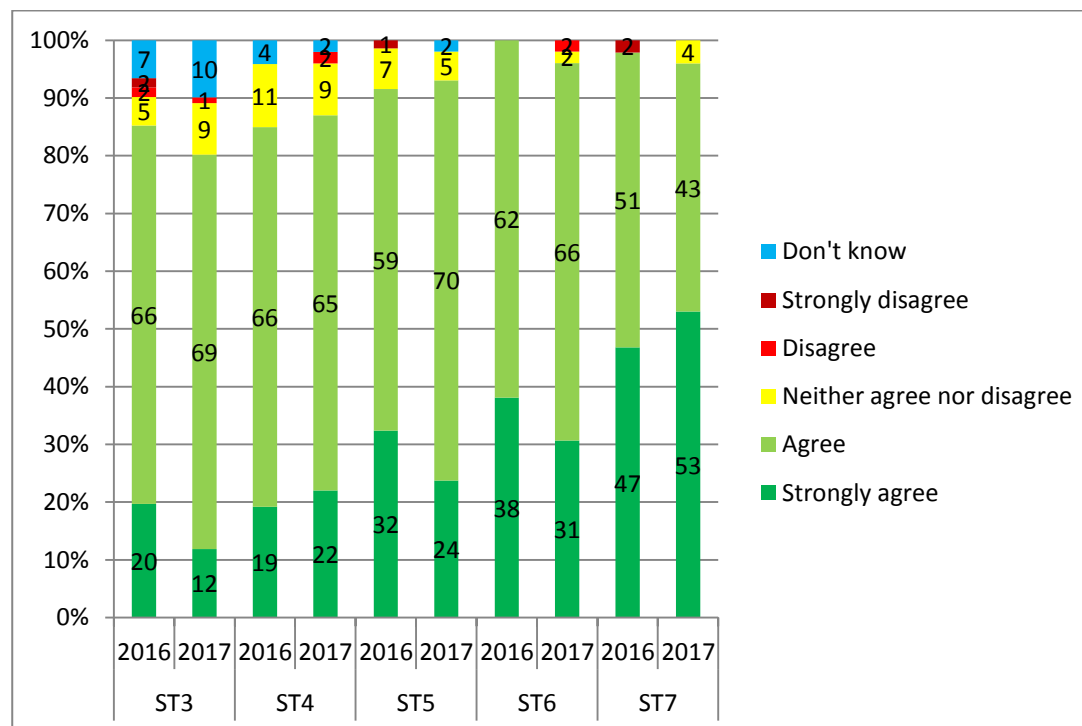


Q7. In my training I will cover the breadth of the curriculum. (This question was presented to trainees of the following grades: ST3, ST4, ST5, ST6, ST7) 2016: n=315, 2017: n=329

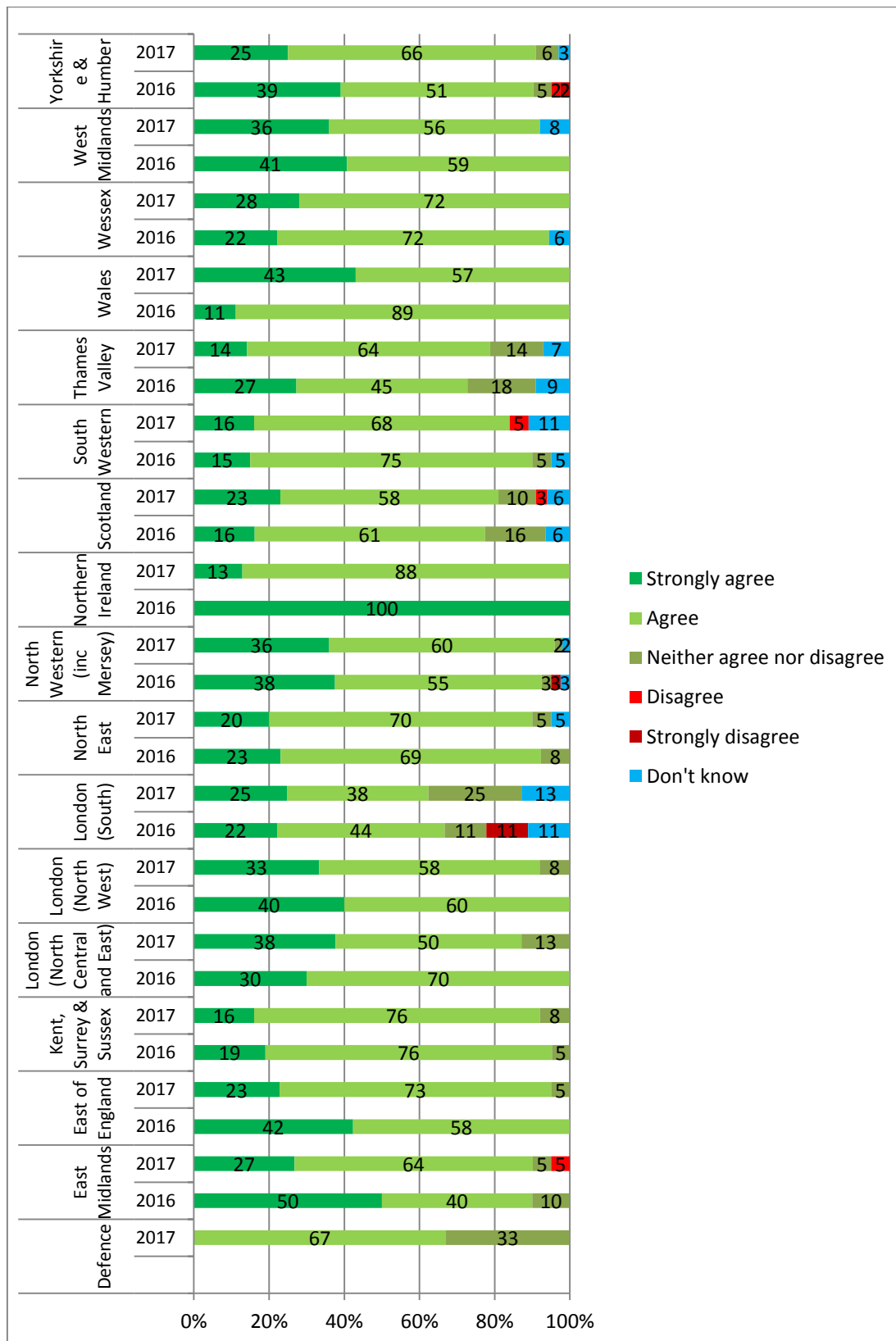
All trainees



Grade

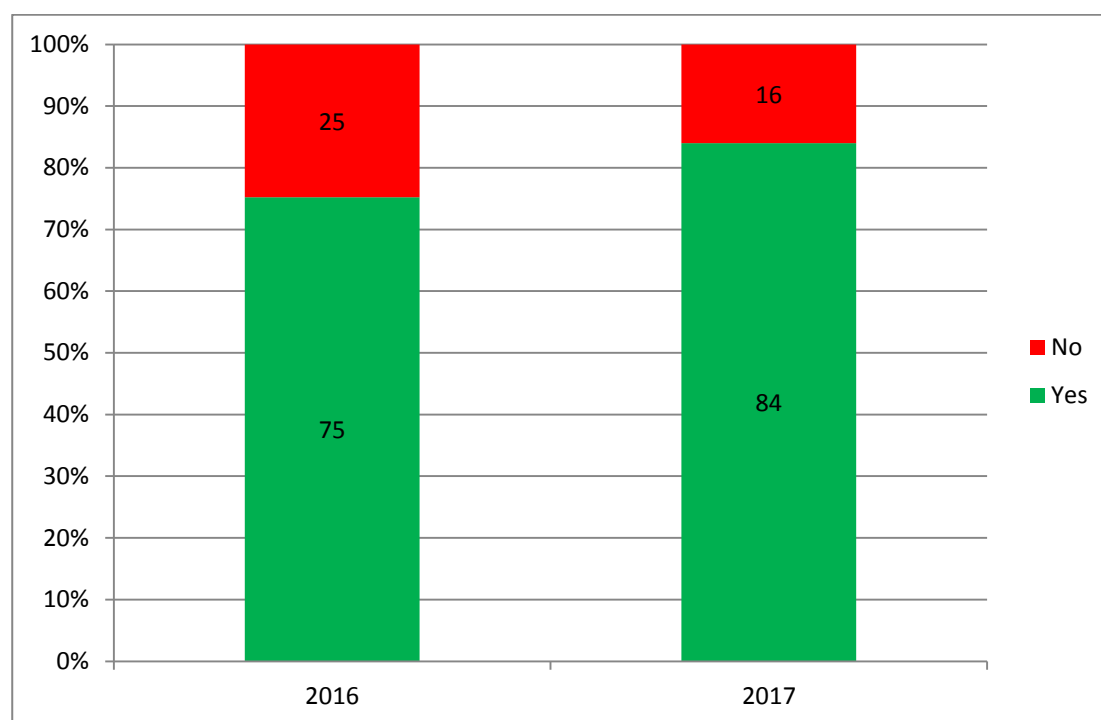


Deanery / LETB

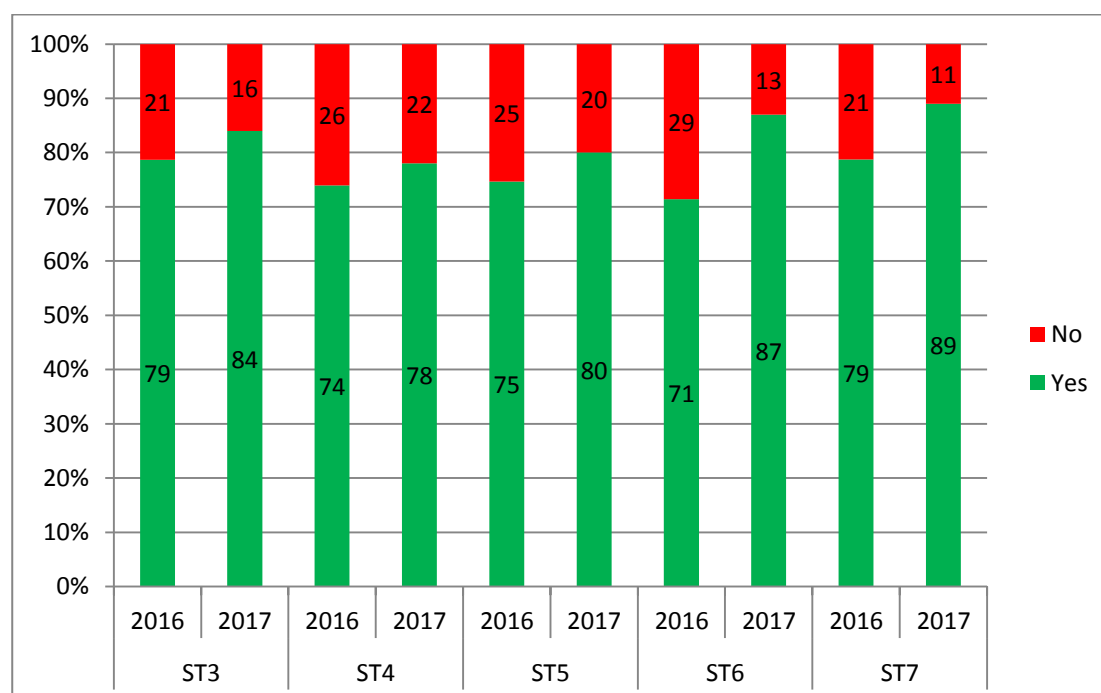


Q8. Does your current Educational supervisor work as an Acute Physician? (This question was presented to trainees of the following grades: ST3, ST4, ST5, ST6, ST7) 2016: n=315, 2017 n Range: 329

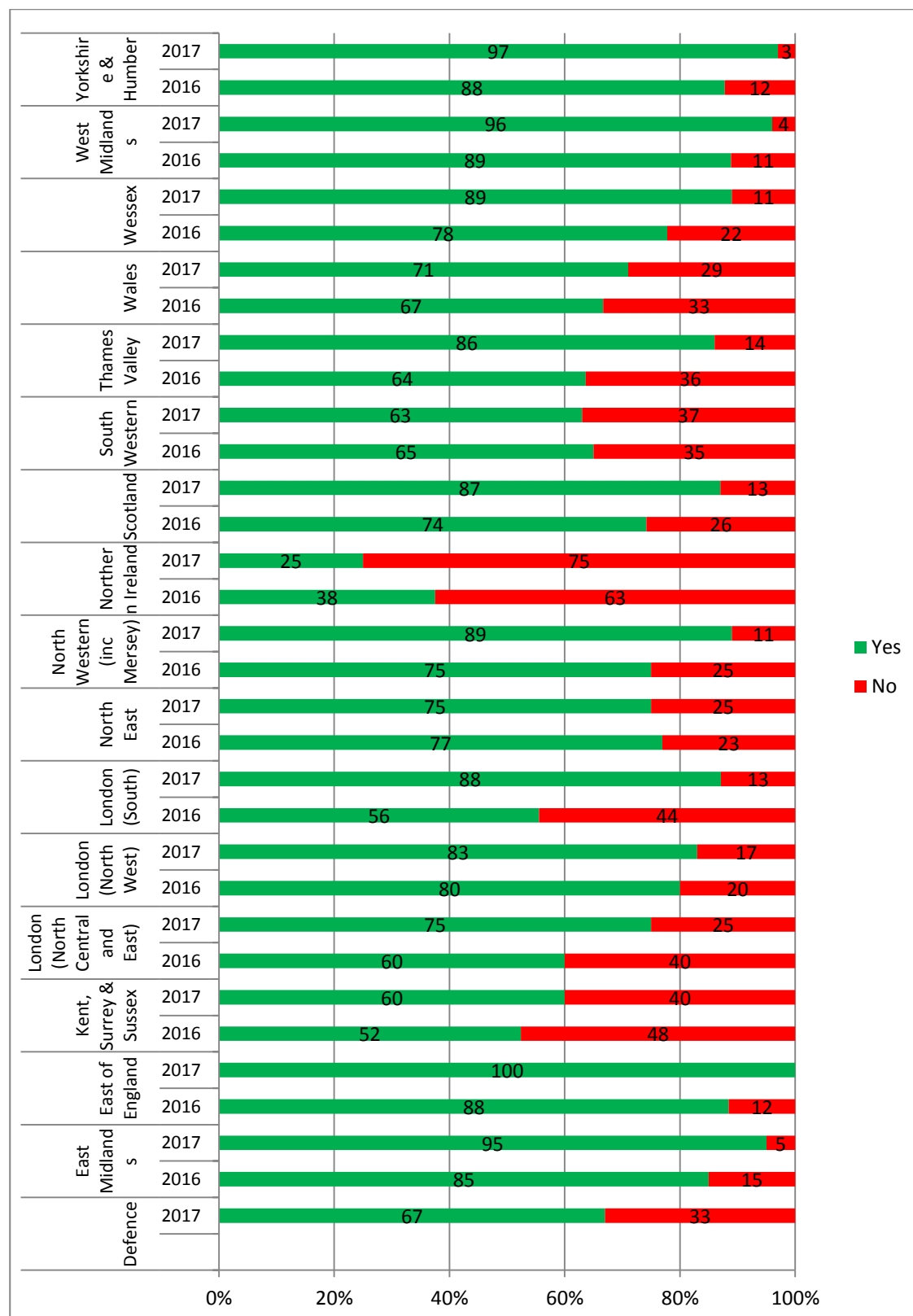
All trainees



Grade

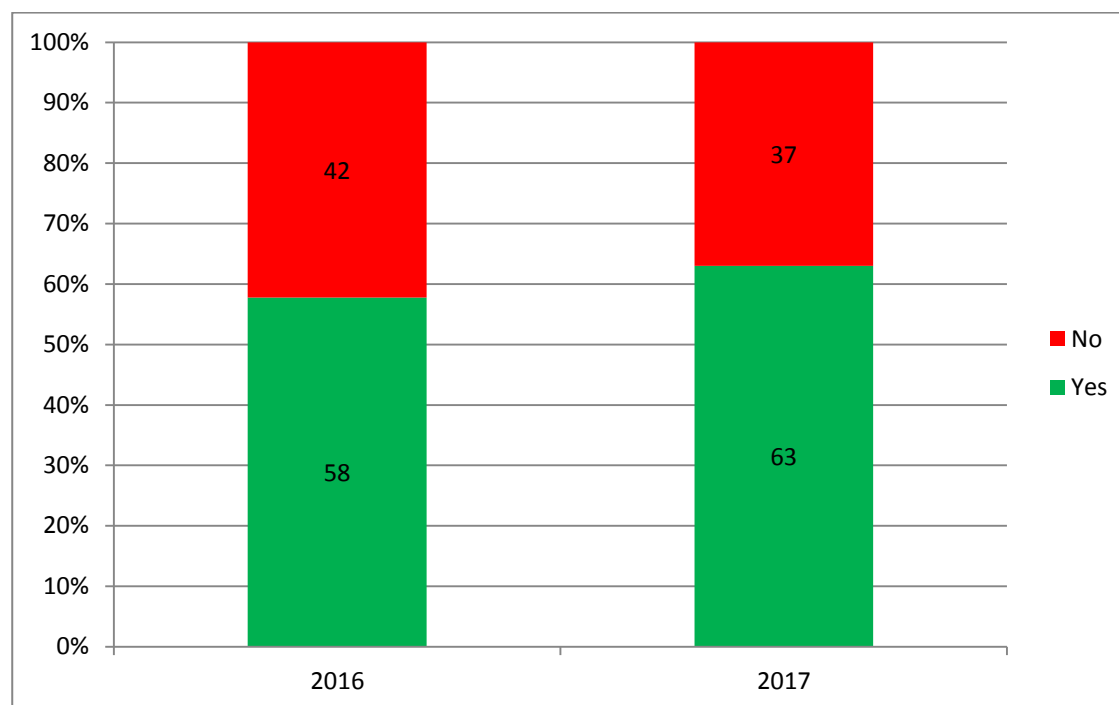


Deanery / LETB

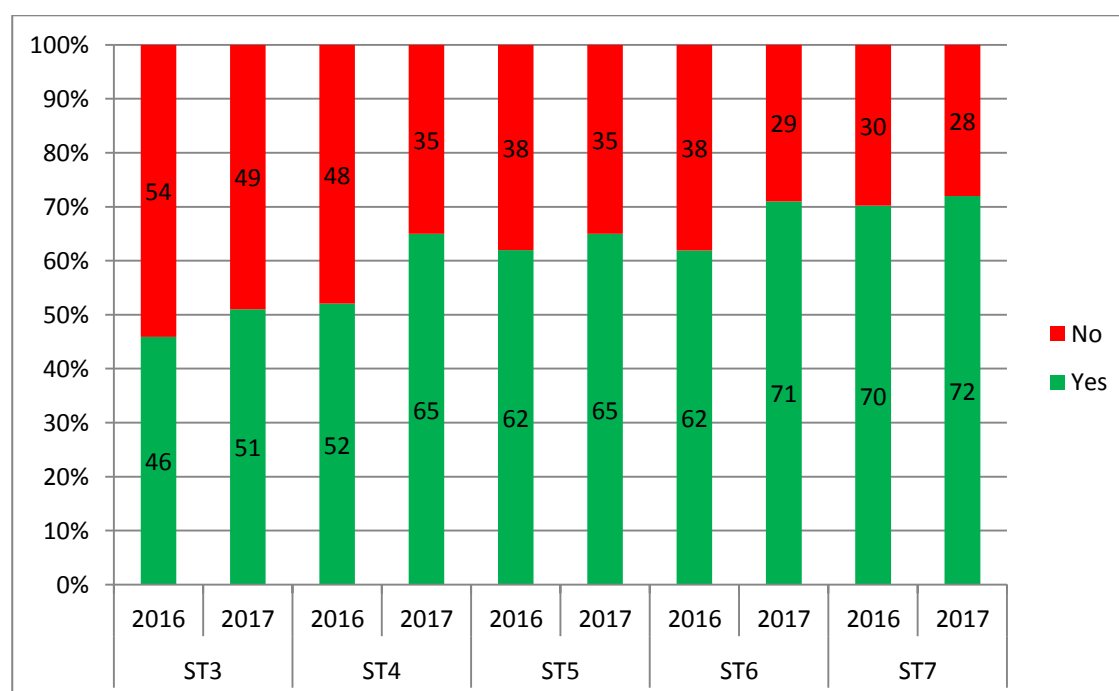


Q9. In this post have you had study leave to attend a specialist society meeting?
(This question was presented to trainees of the following grades: ST3, ST4, ST5, ST6, ST7)
2016: n=315, 2017: n=329

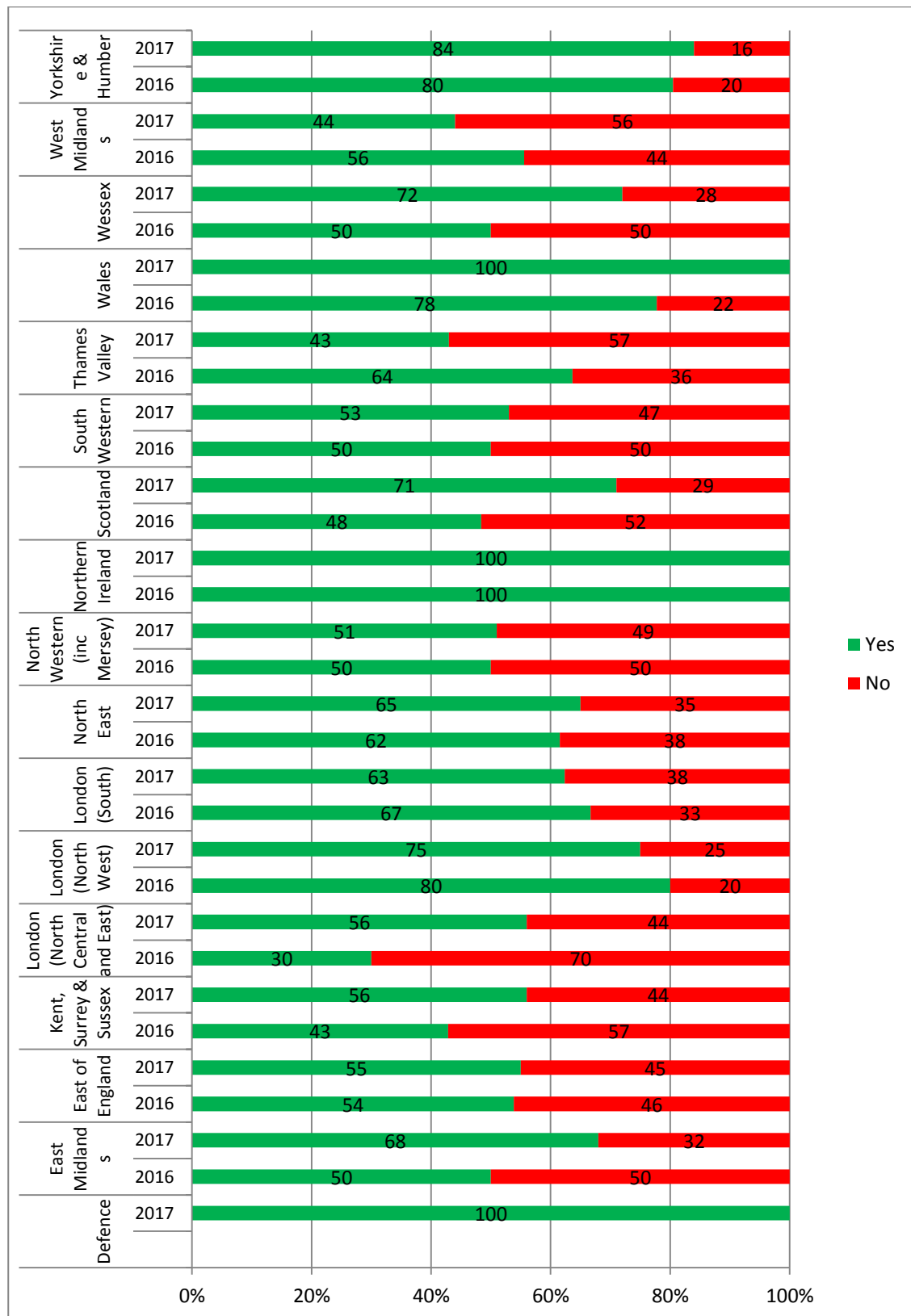
All trainees



Grade

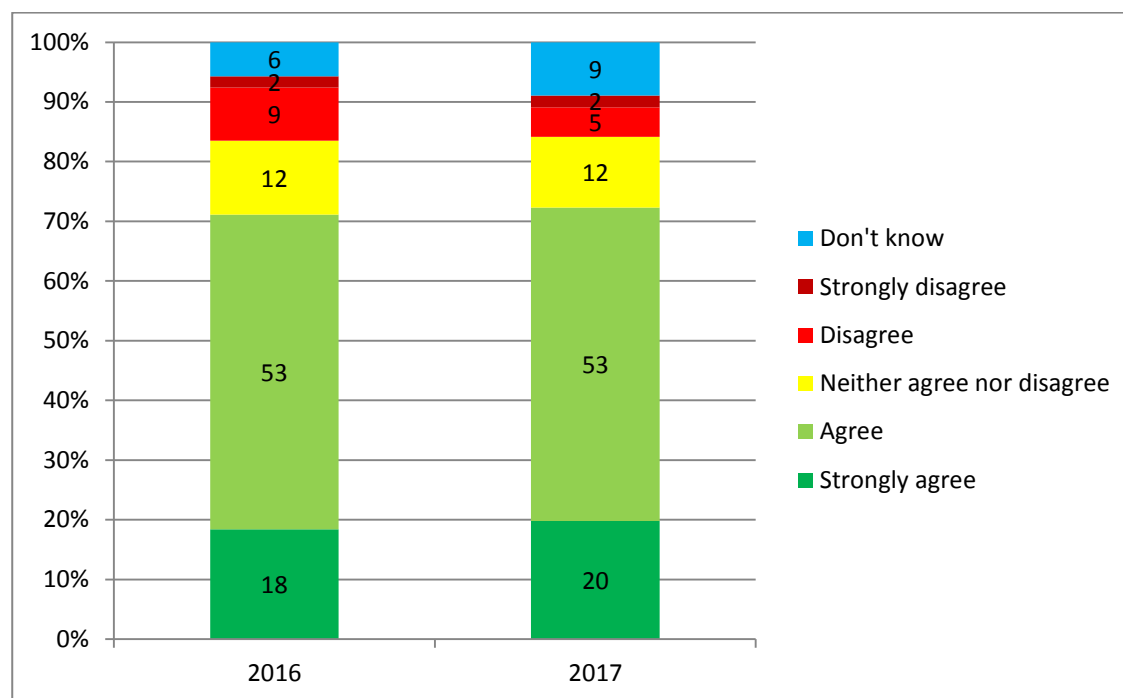


Deanery / LETB

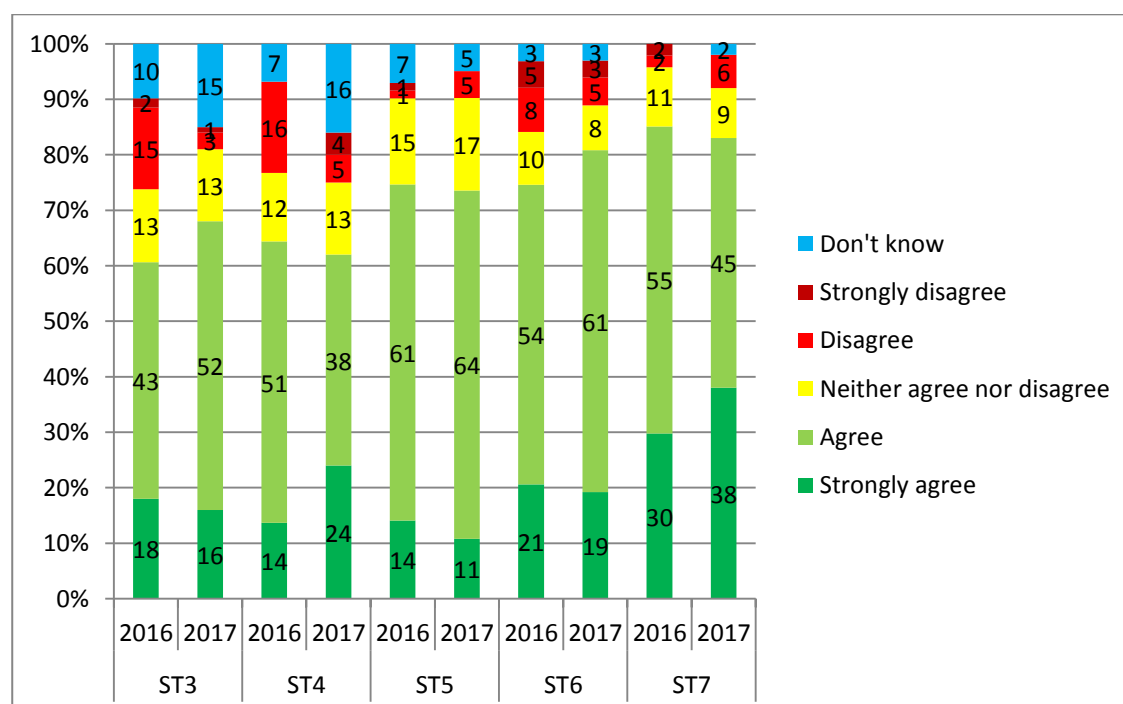


Q10. I have gained or will gain in my training programme managerial experience on an AMU supervised by an Acute Physician. (This question was presented to trainees of the following grades: ST3, ST4, ST5, ST6, ST7) 2014: n=76-80, 2015: n=67, 2016: n=315

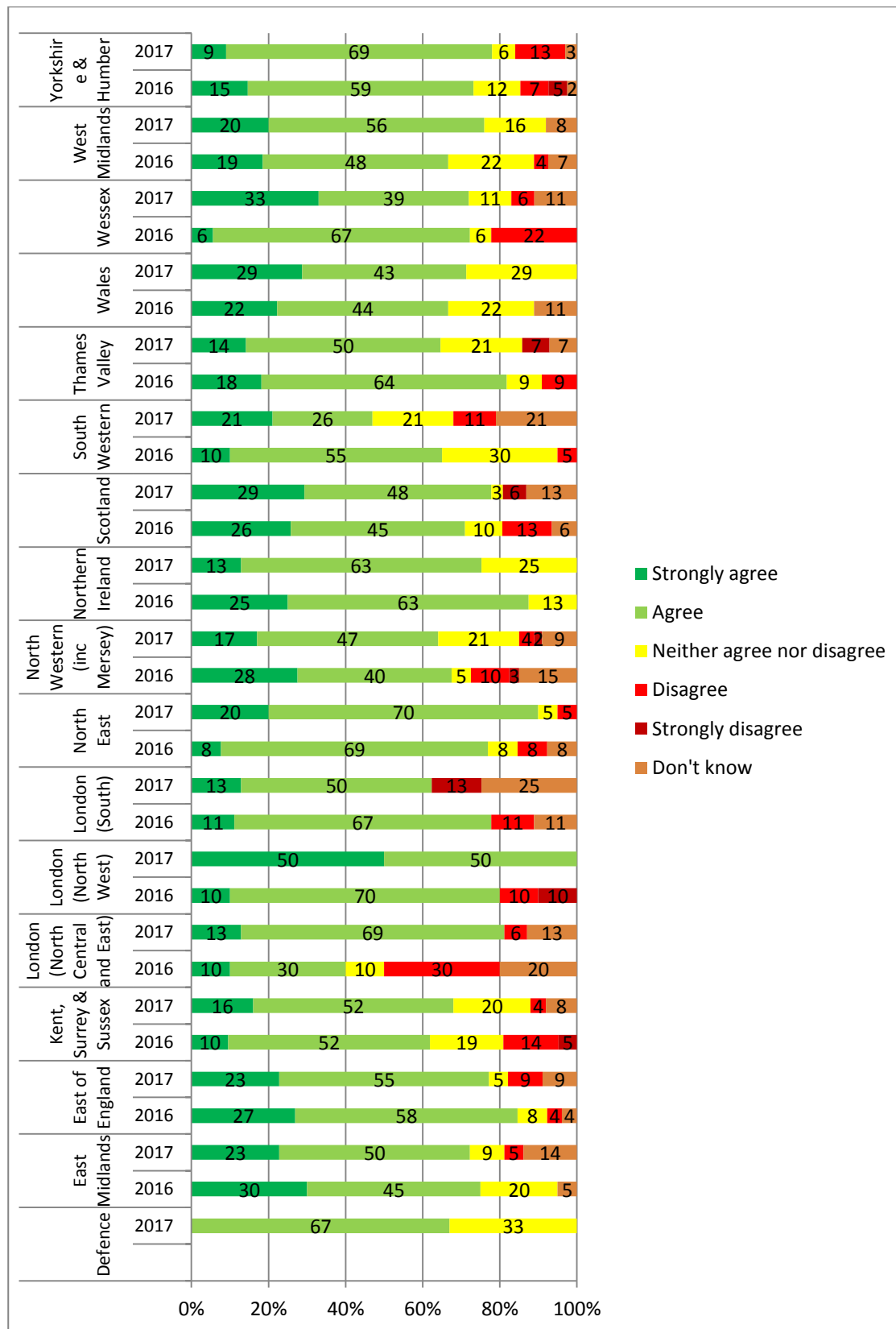
All trainees



Grade

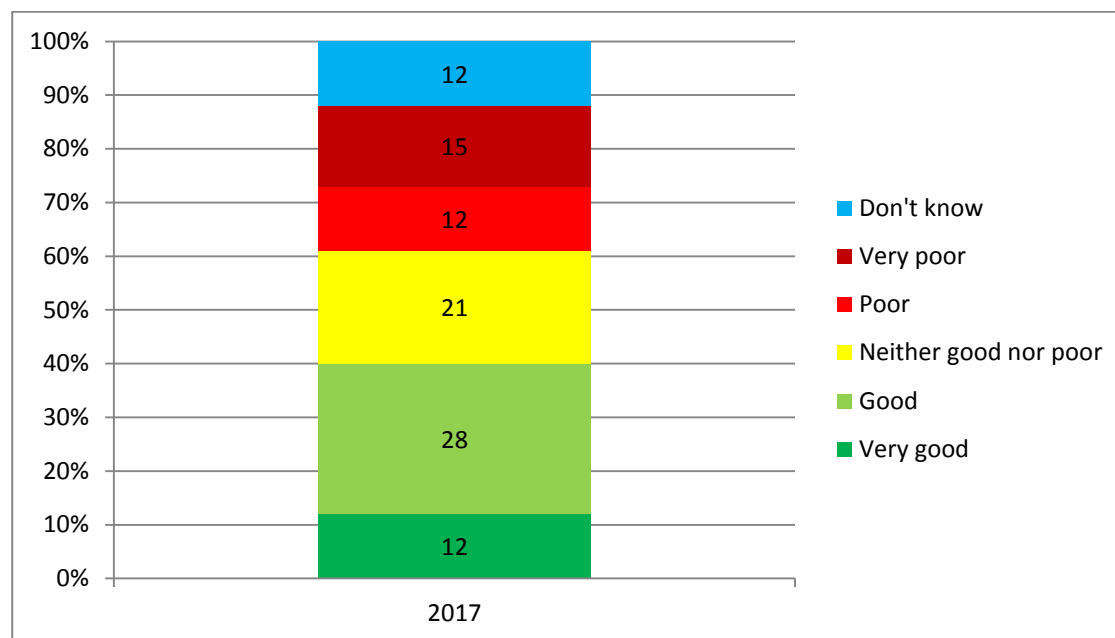


Deanery / LETB

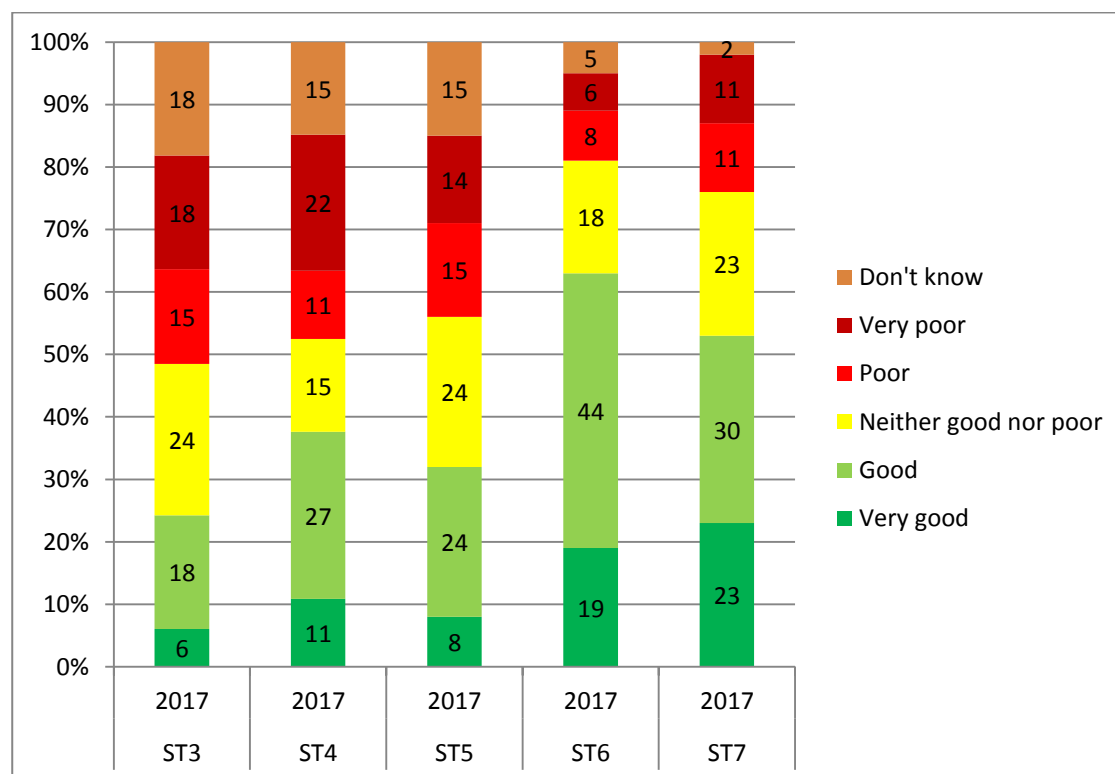


Q11. (2017 only) Please rate the quality of training you've received in chest ultrasound. (This question was presented to trainees of the following grades: ST3, ST4, ST5, ST6, ST7) 2017: n=329

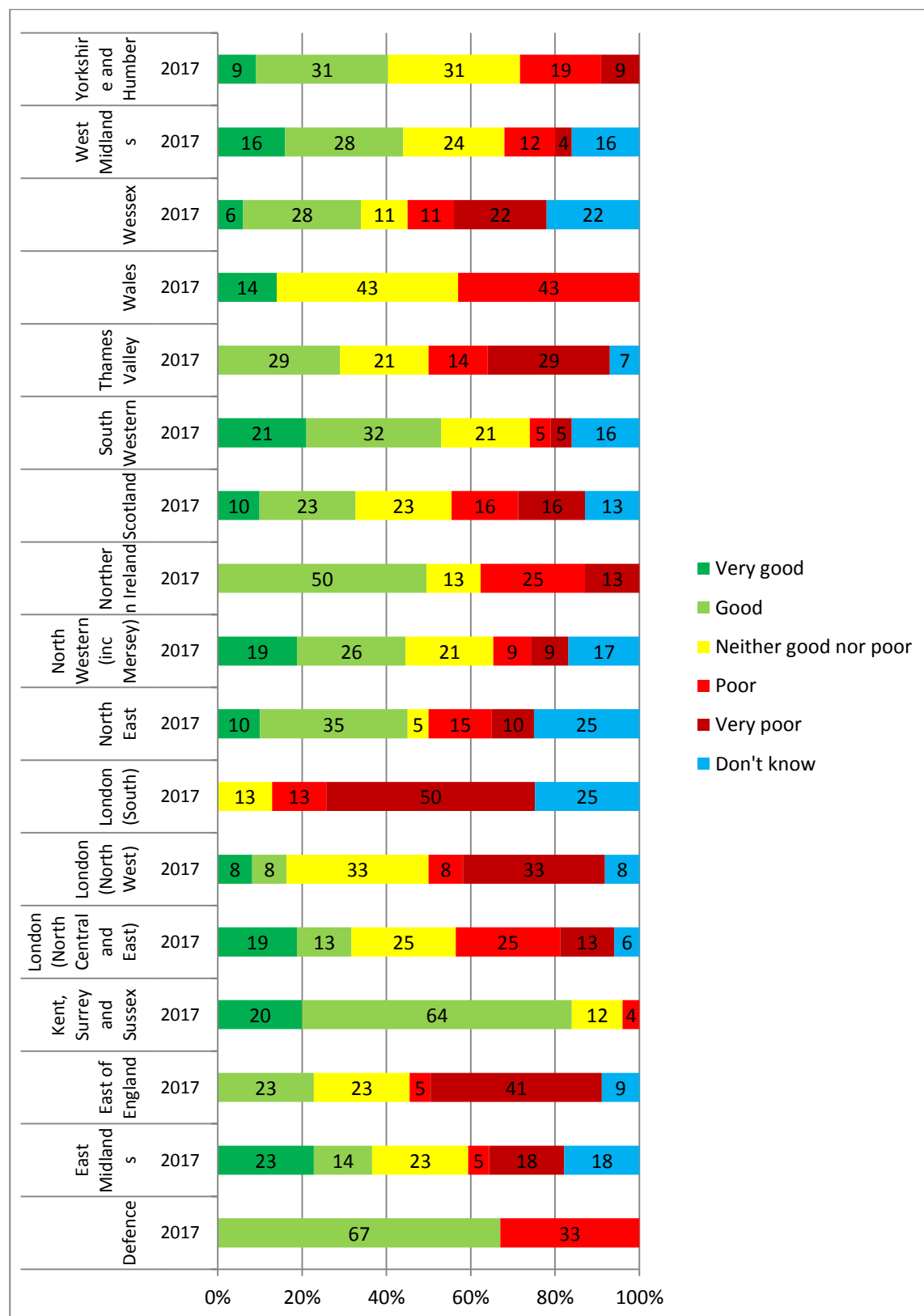
All trainees



Grade

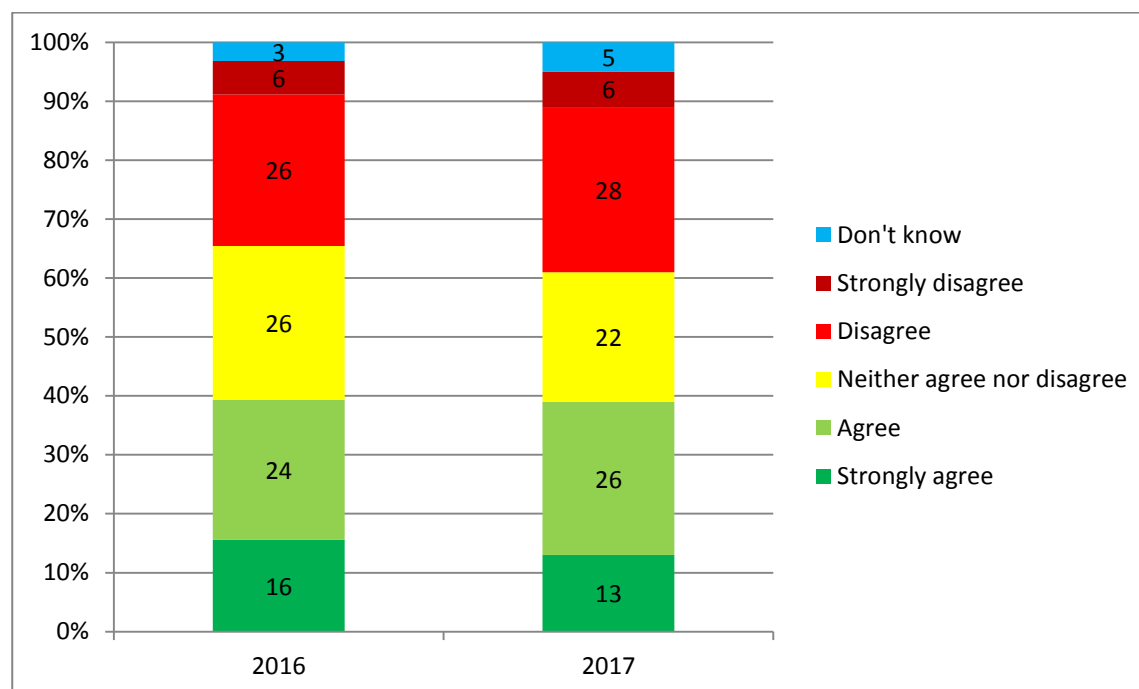


Deanery / LETB

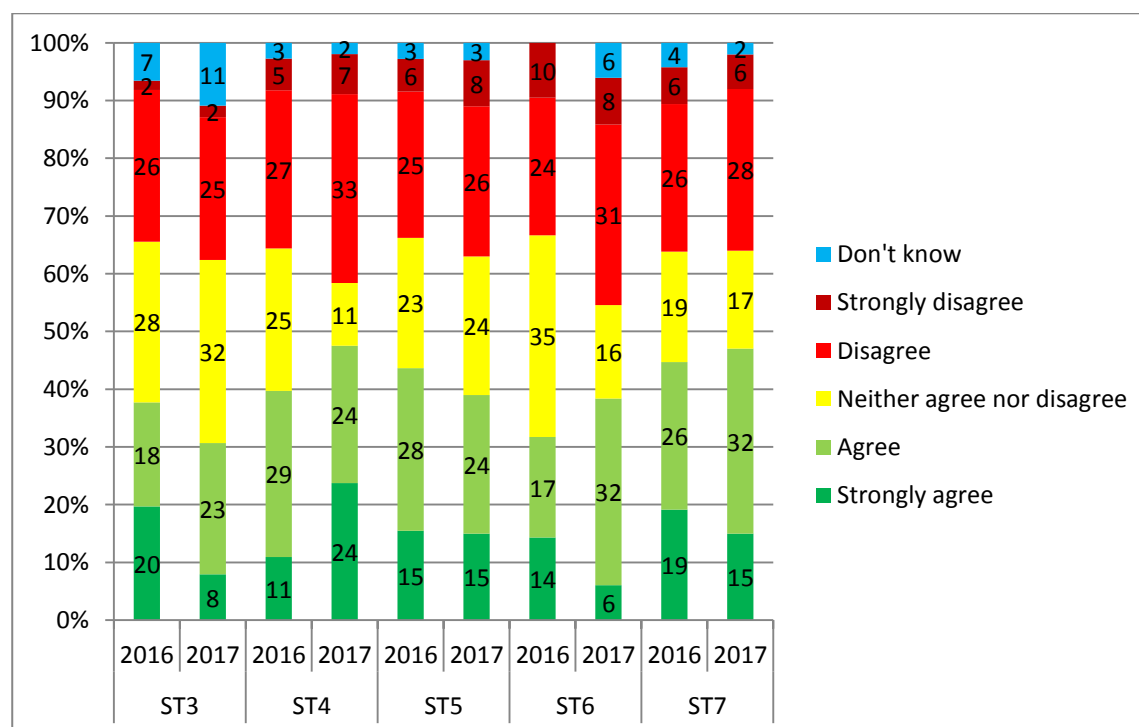


Q12. In my current post, I feel I've provided a disproportionate amount of service provision to the acute take in comparison to other colleagues undertaking GIM training. (This question was presented to trainees of the following grades: ST3, ST4, ST5, ST6, ST7) 2016: n=315, 2017: n=329

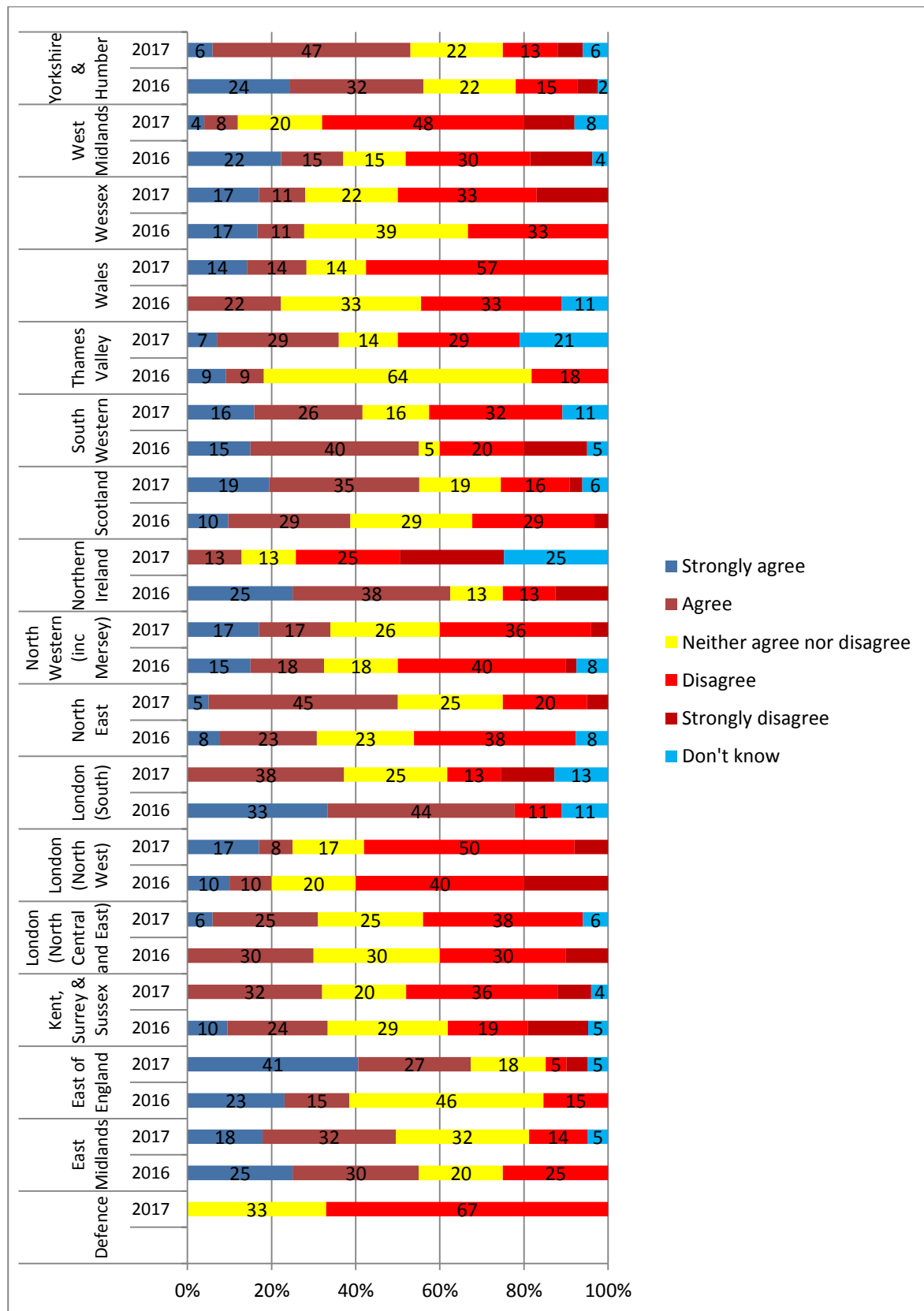
All trainees



Grade

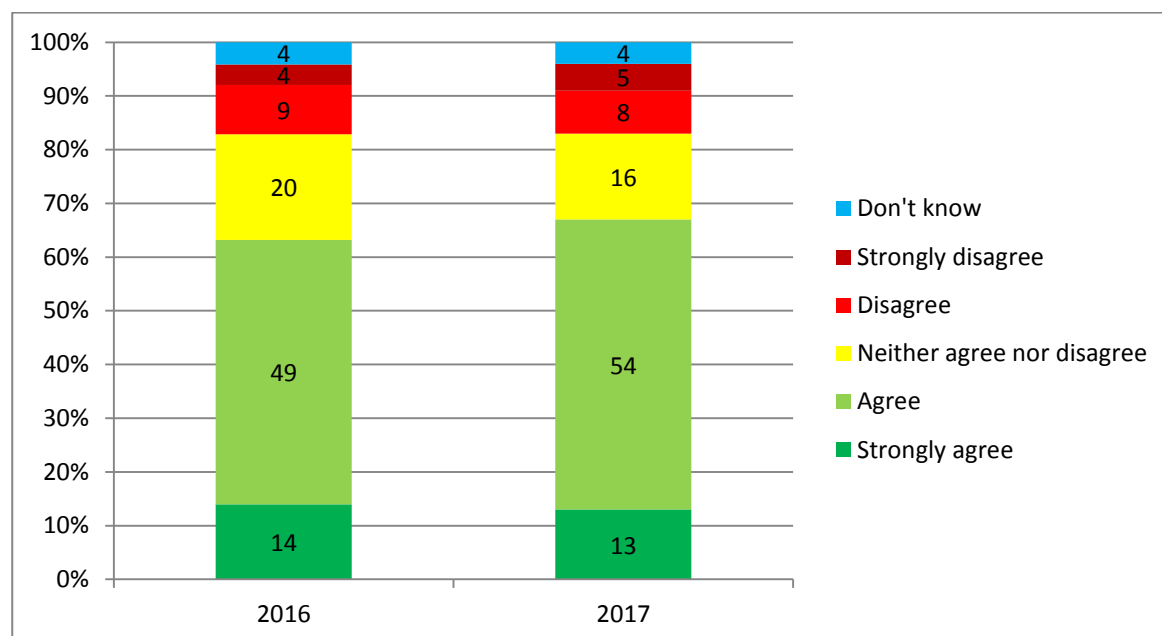


Deanery / LETB

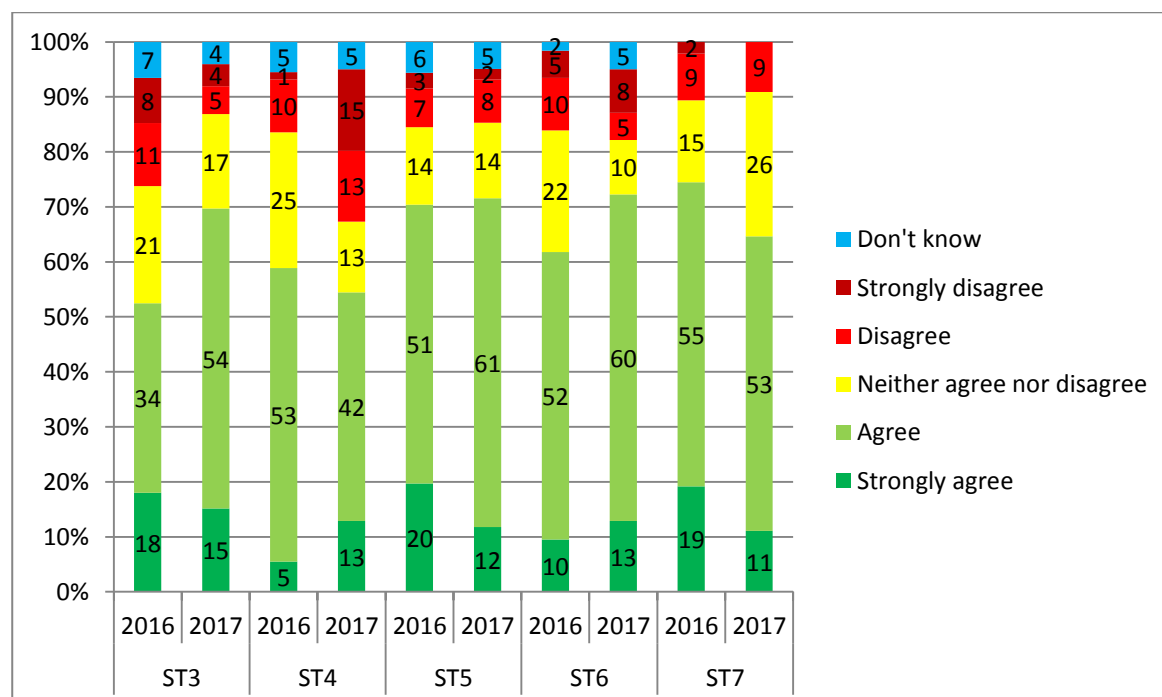


Q13. In my hospital the acute medical take process is well organised, structured, efficient, and safe for patients (This question was presented to trainees of the following grades: ST3, ST4, ST5, ST6, ST7)
2016: n=315, 2017: n=329

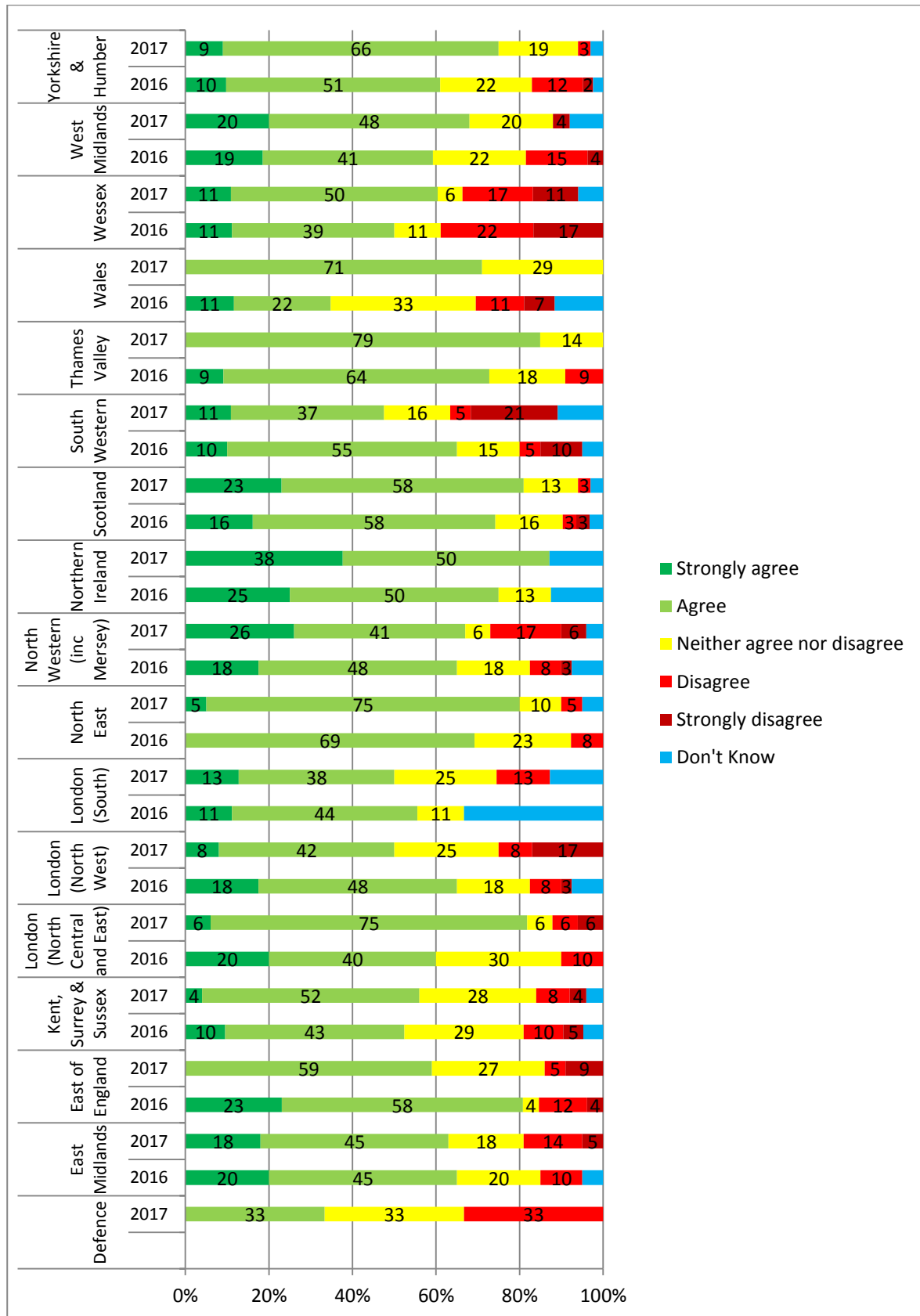
All trainees



Grade

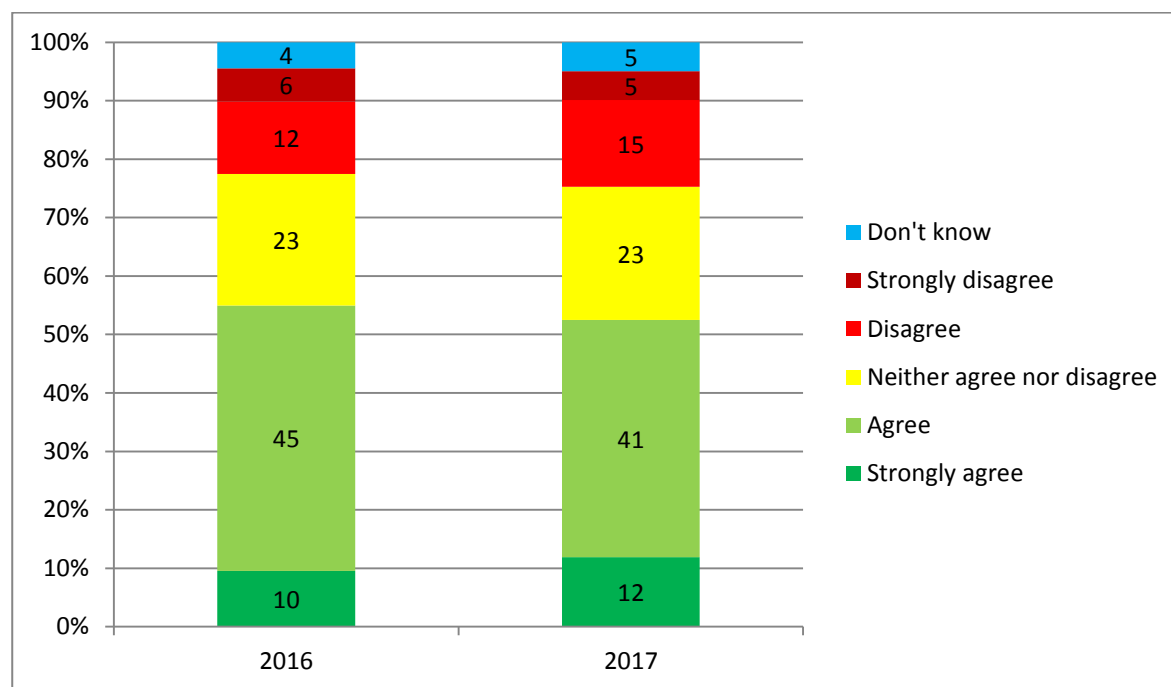


Deanery / LETB

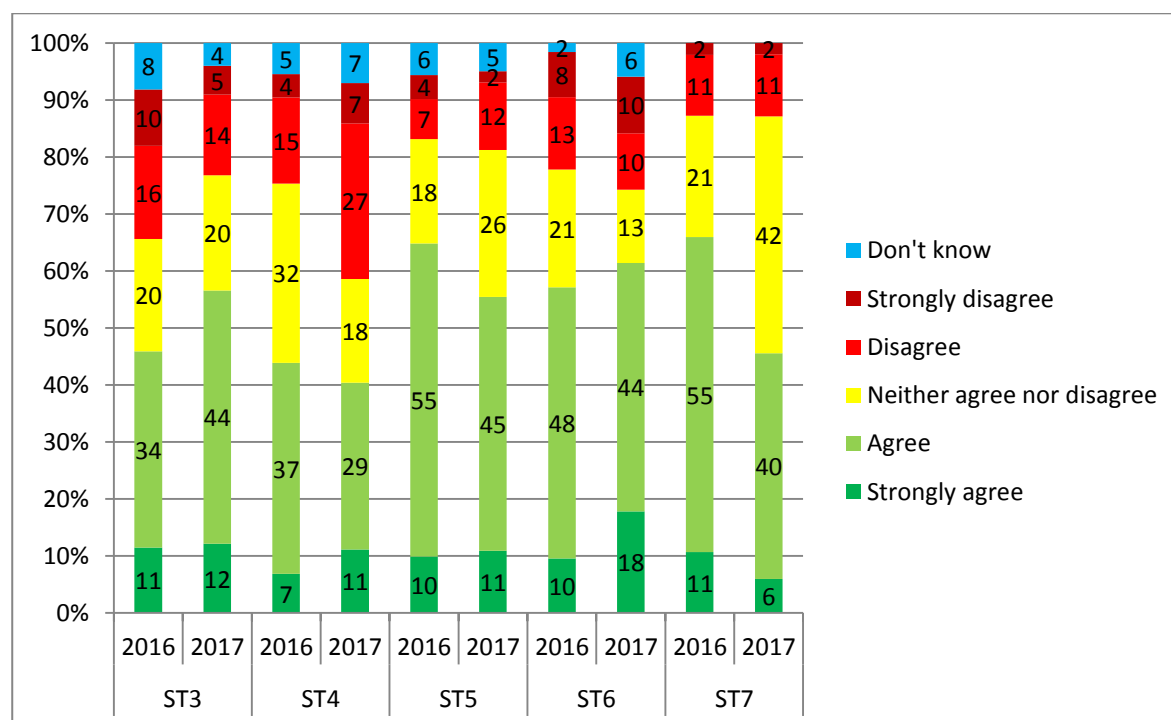


Q14. In my hospital the acute medical take process is a well organised training experience with good learning opportunities, teaching, and feedback. (This question was presented to trainees of the following grades: ST3, ST4, ST5, ST6, ST7) 2016: n=315, 2017: n=329

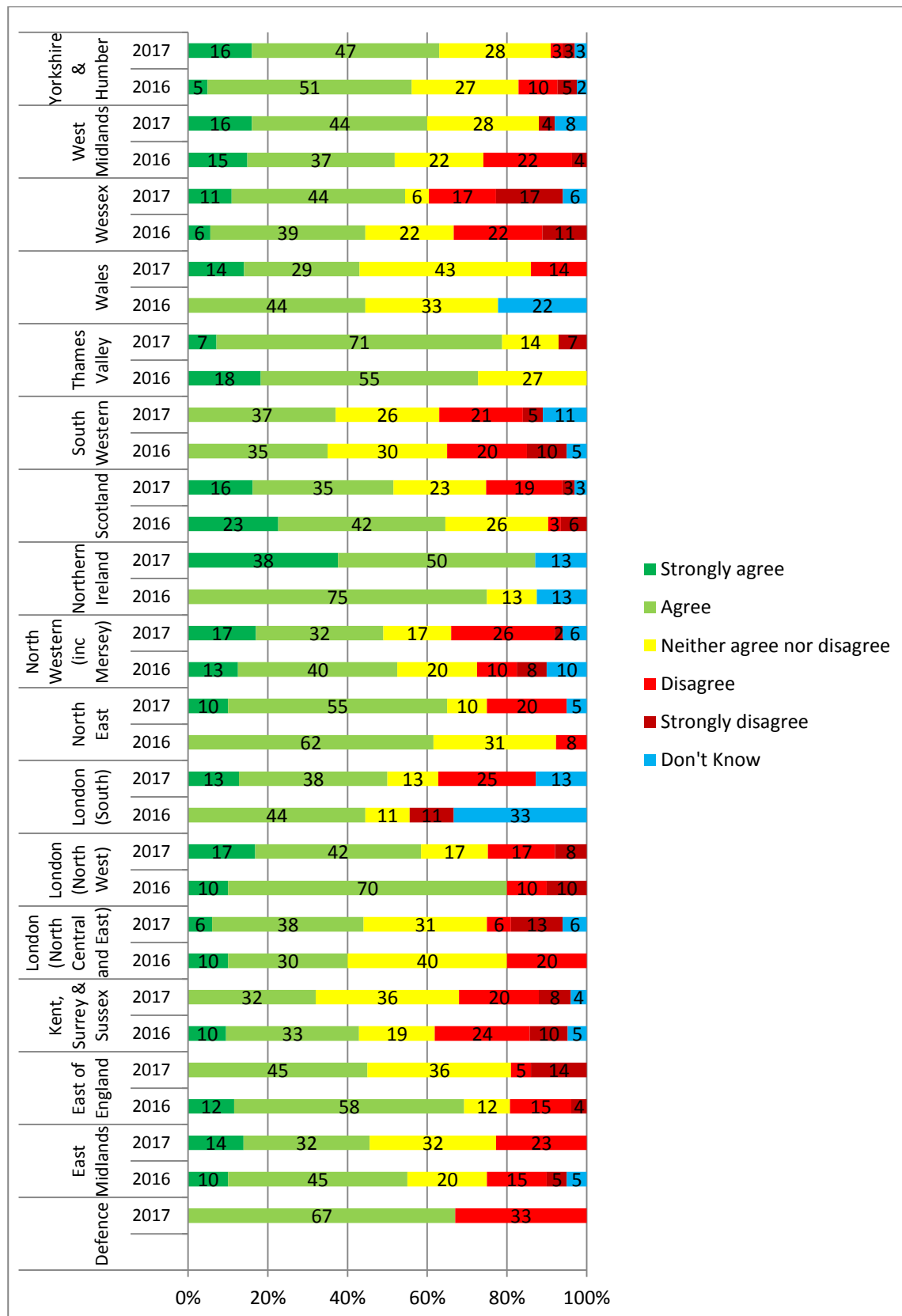
All trainees



Grade

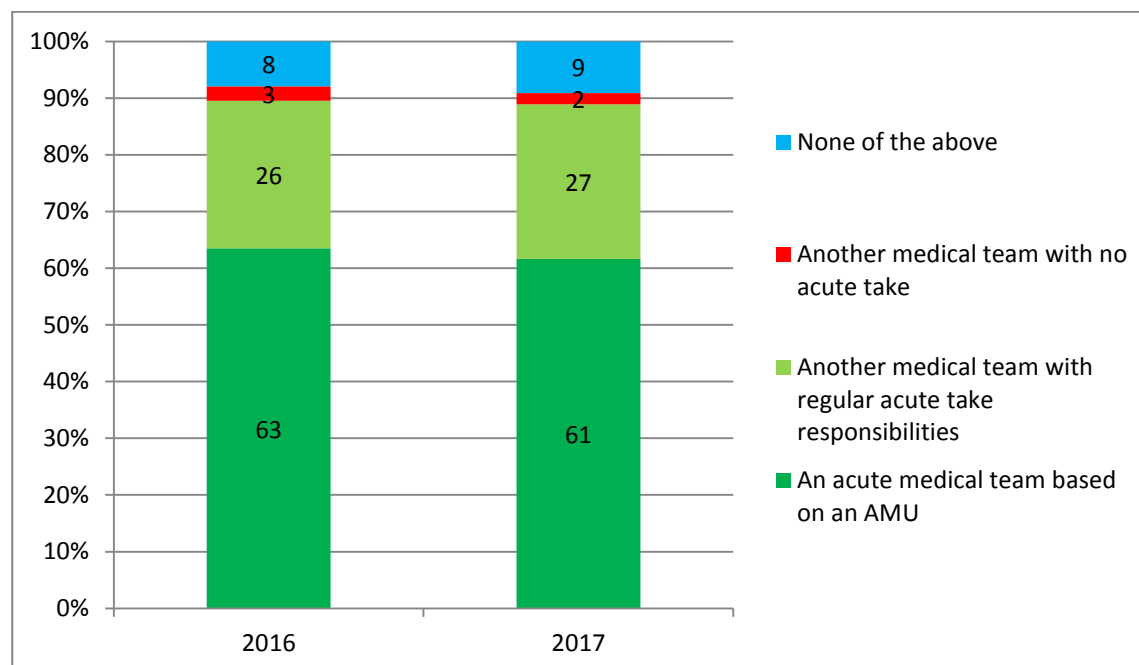


Deanery / LETB

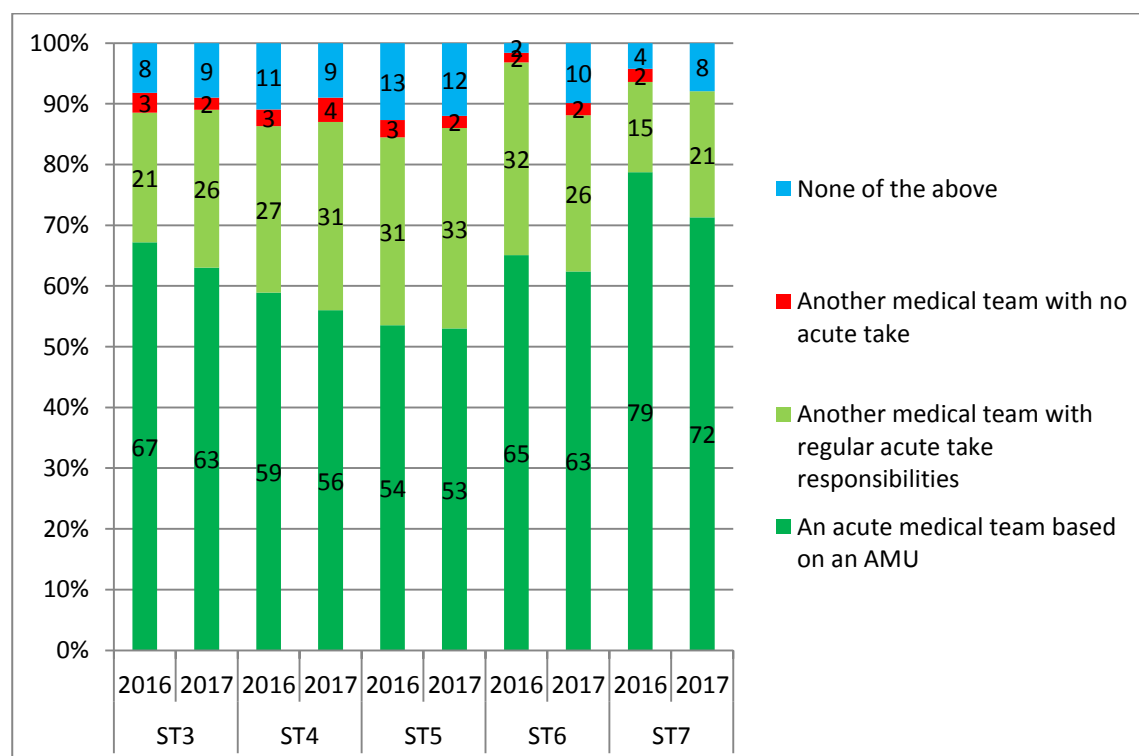


Q15. Which of the following best describes where you are working? (This question was presented to trainees of the following grades: ST3, ST4, ST5, ST6, ST7) 2016: n=315, 2017: n=329

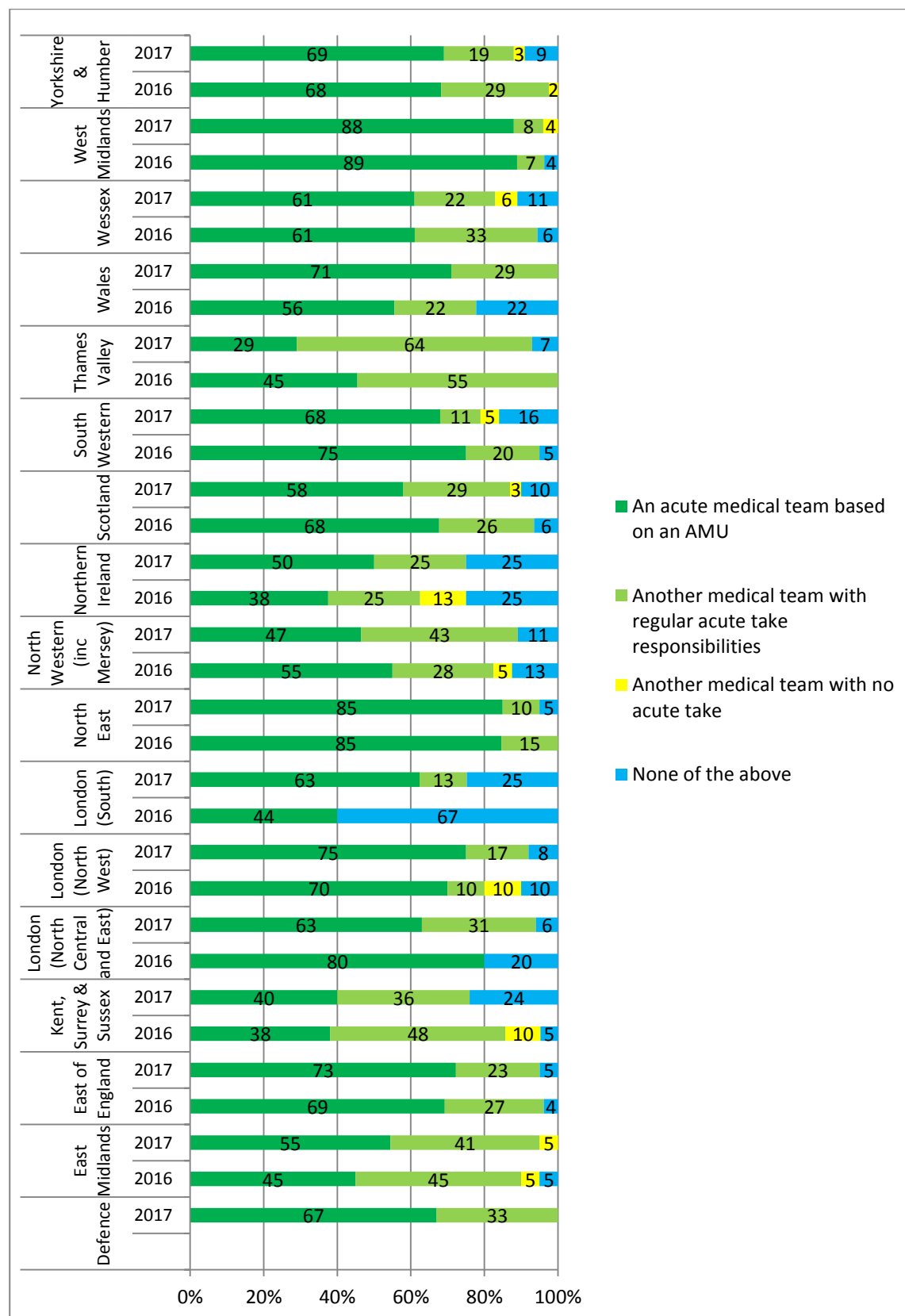
All trainees



Grade

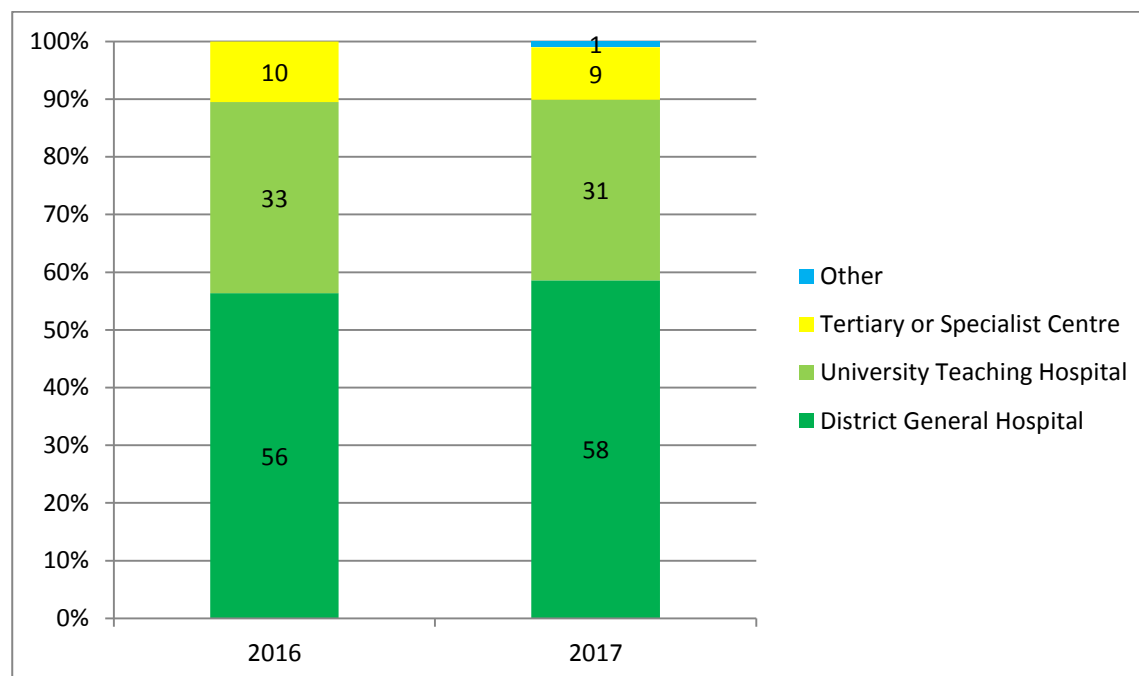


Deanery / LETB

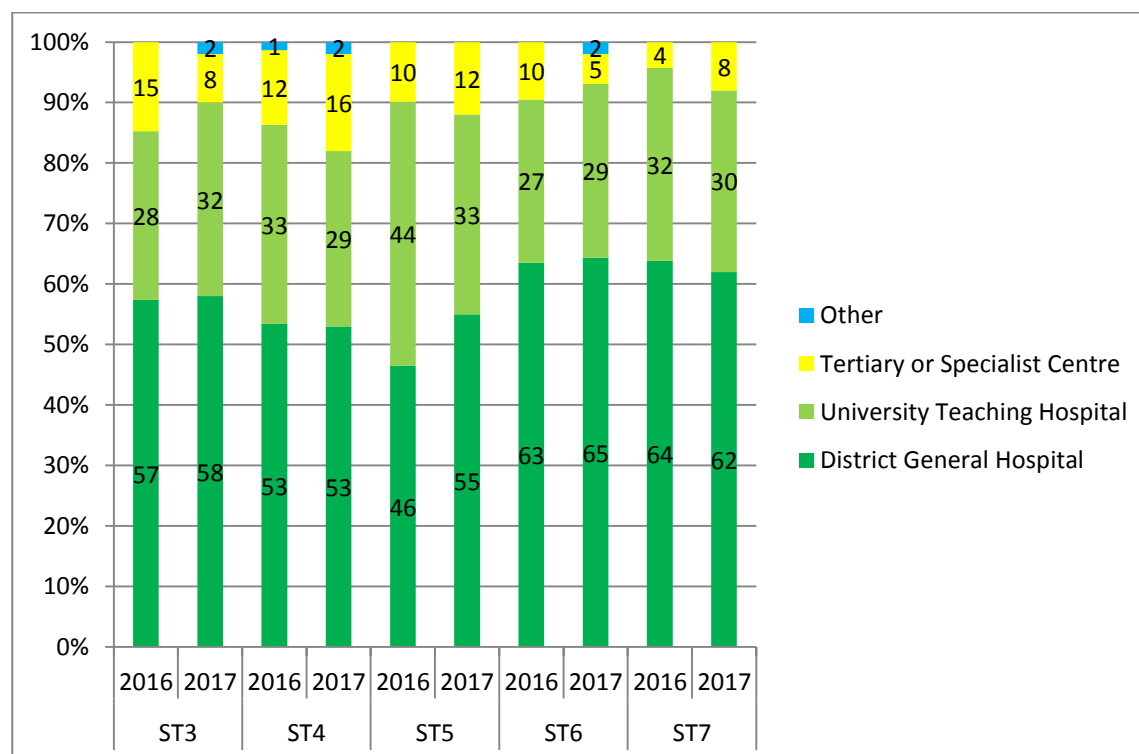


Q16. Which of the following best describes the hospital you work in? (This question was presented to trainees of the following grades: ST3, ST4, ST5, ST6, ST7) 2016: n=315, 2017: n=329

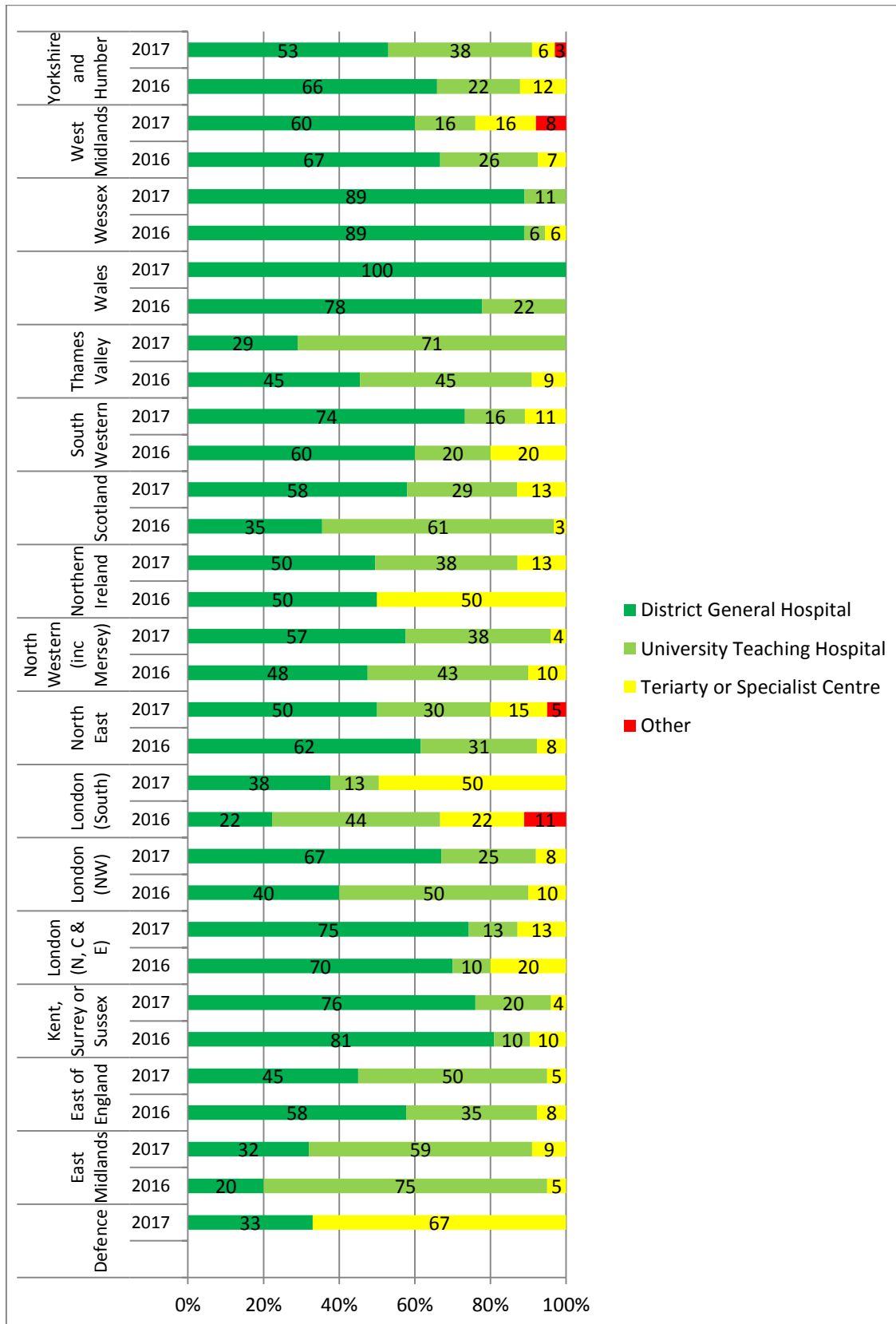
All trainees



Grade

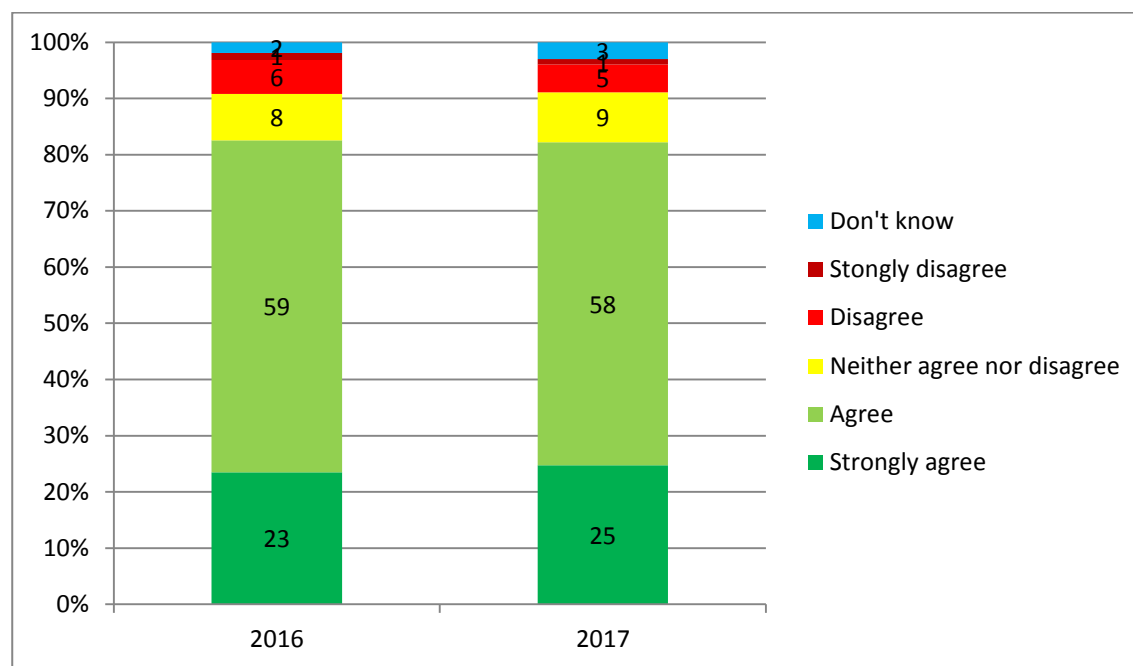


Deanery / LETB

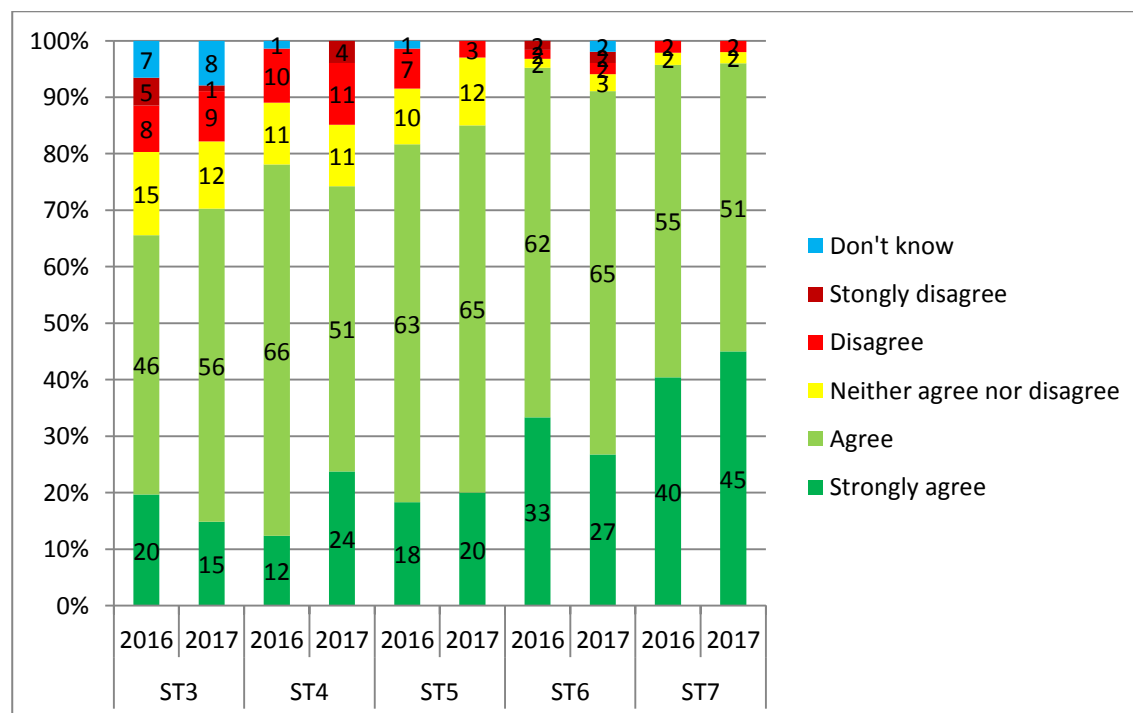


Q17. Over the course of my training I expect to have enough opportunities to learn the practical procedures defined in the AIM curriculum. (This question was presented to trainees of the following grades: ST3, ST4, ST5, ST6, ST7) 2016: n=315, 2017: n=329

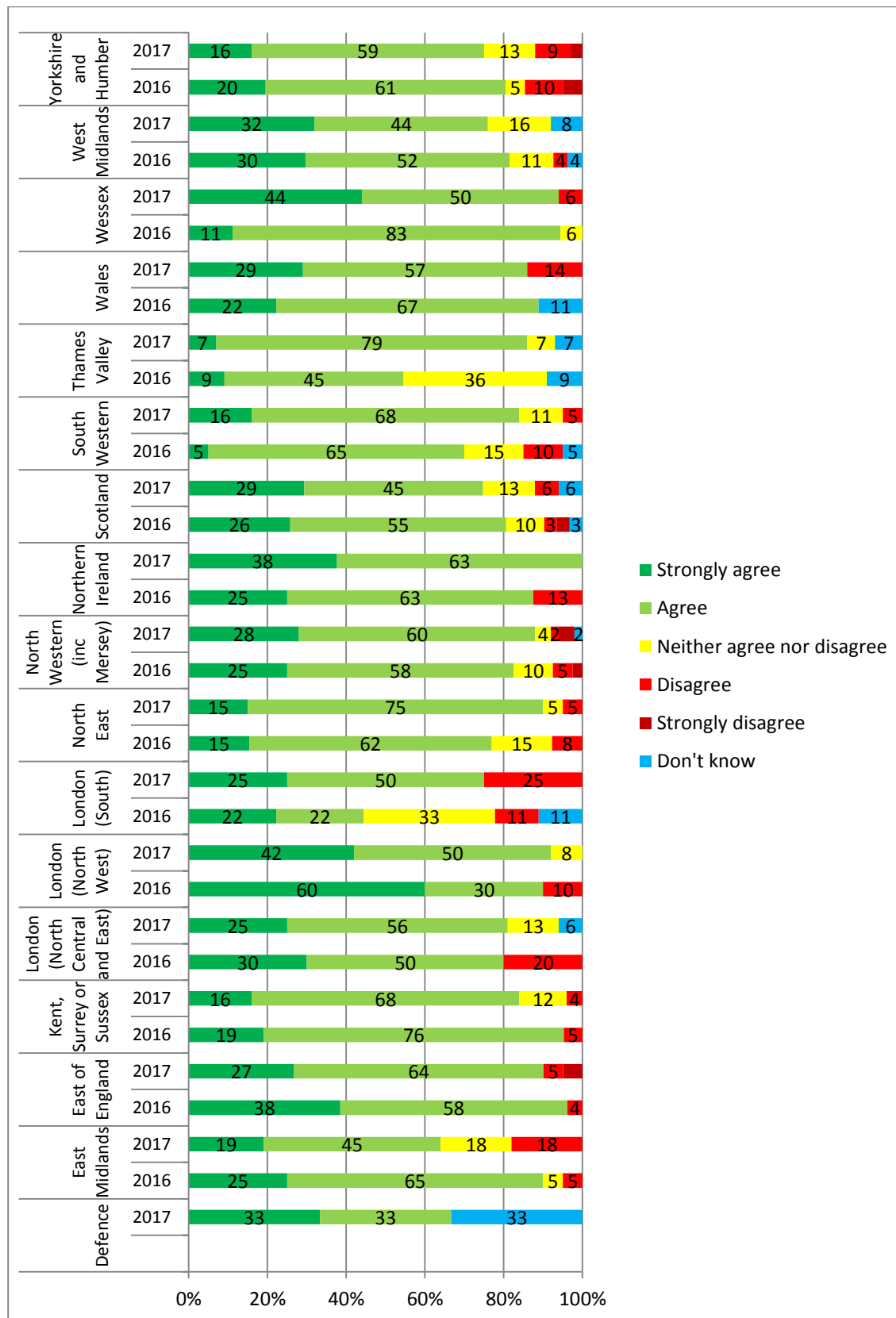
All trainees



Grade

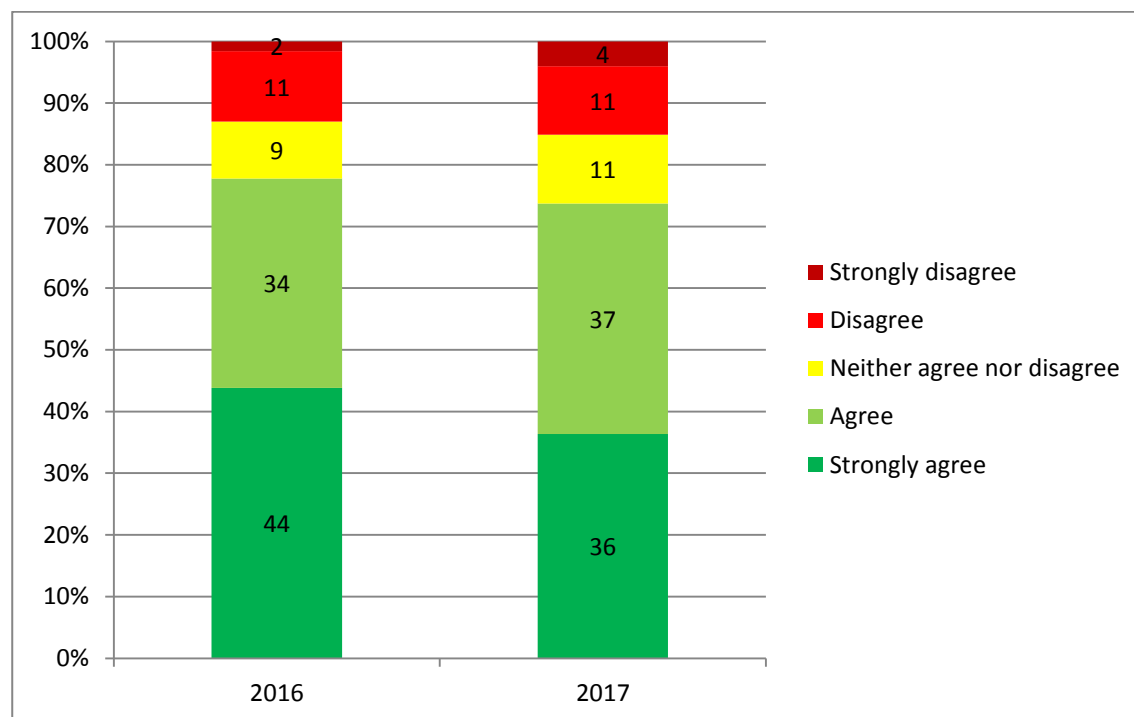


Deanery / LETB

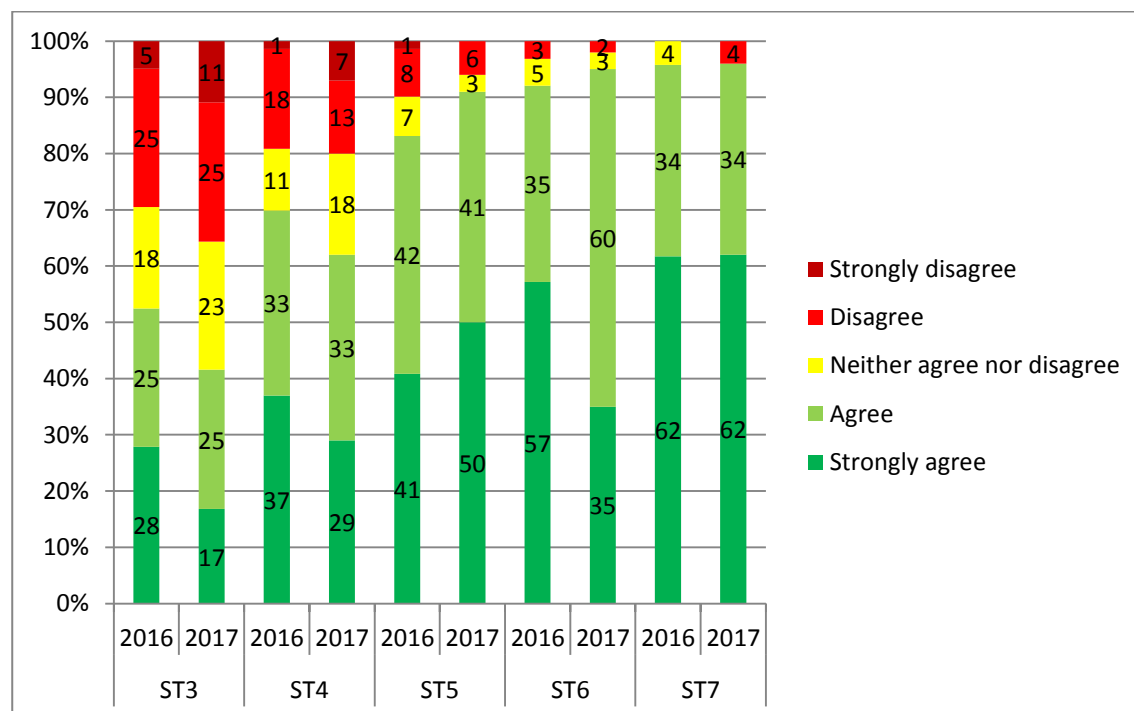


Q18. I am competent in central venous access. (This question was presented to trainees of the following grades: ST3, ST4, ST5, ST6, ST7) 2016: n=315, 2017: n=329

All trainees



Grade



Deanery / LETB

