

JRCPTB ePortfolio training user guide August 2015

GUIDANCE FOR TRAINEES

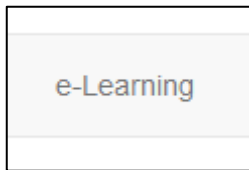
Trainee guide to linking to eLearning for Health (e-LfH)

This guide is for trainees in Core Medical Training. JRCPTB have developed a link with eLfH to enable CMT trainees to view their e-Learning module activity in the ePortfolio and map this against the CMT curriculum.

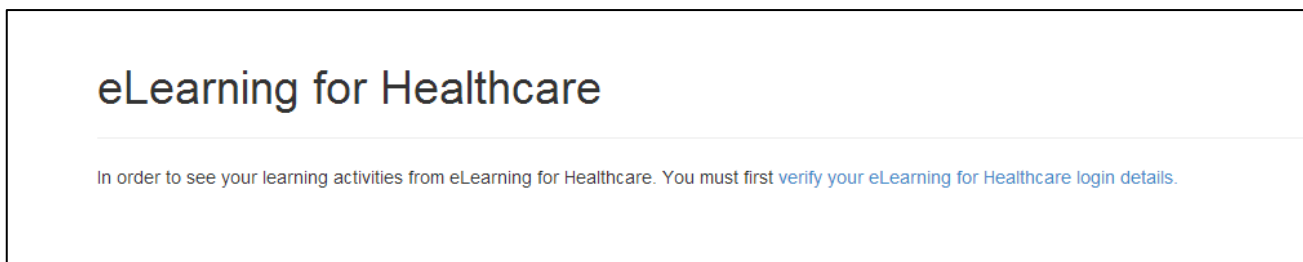
Trainees must following the steps below to link their ePortfolio account with their eLfH account to activate this.

Step 1: Trainee's must ensure that they have an ePortfolio account set up and also an eLfH account.

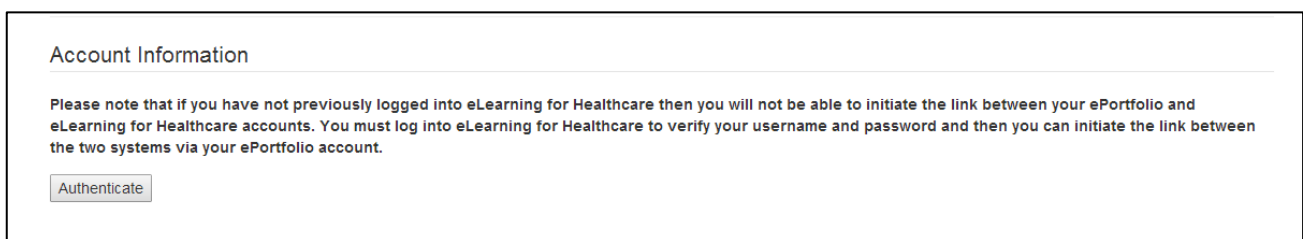
Step 2: Trainee must log into their ePortfolio account. Select the e-Learning tab from the menu.



Step 3: You will need to verify your eLearning for Health account. Click on the link 'verify your eLearning for Healthcare login details'.



Click on the authenticate button.



Step 4: You will be taken to the eLfH website where you will be required to enter your eLfH username and password.

e-LfH Portal Authentication

The following website has requested authorisation **NES ePortfolio**

If you are an existing e-LfH Portal user then please enter your username and password below. Please note that the password field is case-sensitive.

Existing e-LfH account holders

Username

Password

Log In

[Forgotten username or password?](#)

If you have any other problems please access the [Support](#) section.

e-LfH is a Health Education England Programme in partnership with the NHS and Professional Bodies

© e-Learning for Healthcare 2015

Once the account has been verified you will see the information about your eLfH activities listed on your ePortfolio. You will be able to link the completed modules as evidence to towards the curriculum competencies.

NOTE: It may take at least 24 hours after initial activation of your account for the data to download to the ePortfolio and sync with your eLfH account.