

MRCP(UK) Part 2 Written 2018 performance report

The MRCP(UK) Part 2 Written examination assesses the ability to apply clinical understanding, make clinical judgements and take responsibility for prioritising diagnostic or problem lists, planning investigation, selecting a plan for immediate management, selecting a plan for long-term management, assessing prognosis. The MRCP(UK) Part 2 Written examination can be taken by physicians in training who have passed the MRCP(UK) Part 1 Examination. In 2018 (diets 1-3) the Part 2 examination was sat by 5,500 candidates, 2,260 of these declared they were in UK training. Candidates who did not declare their training details are reported as ‘Other candidates’ (3,240).

Pass rate and performance by attempt

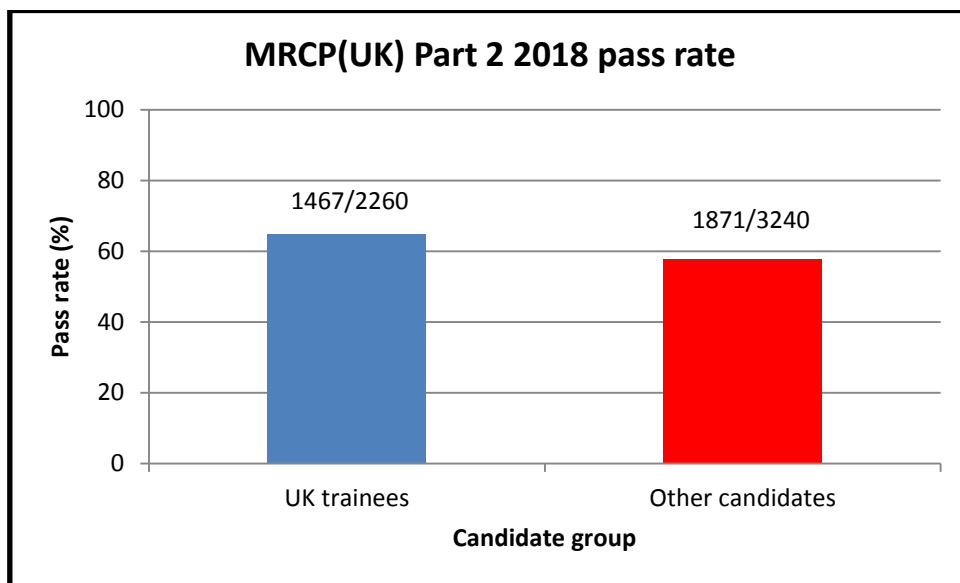


Figure 1. Pass rates for UK trainees and other candidates. Note that training details are self-declared

UK trainees pass rate at first attempt 69.3% (1162/1676).

Other candidates pass rate at first attempt 62.1% (1382/2225).

UK trainees				
Attempt	Pass	Fail	Total	Pass rate (%)
1	1162	514	1676	69.3%
2-6	303	275	578	52.4%
7+	2	4	6	33.3%
Total	1467	793	2260	64.9%

Other candidates				
Attempt	Pass	Fail	Total	Pass rate (%)
1	1382	843	2225	62.1%
2-6	485	519	1003	48.4%
7+	4	8	12	33.3%
Total	1871	1369	3240	57.7%

Table 1. Pass/Fail rates by attempt for UK trainees and other candidates. Candidates will be counted multiple times if they have sat on more than one occasion. For example if a candidate failed at the second attempt but passed on the third, they would be in the fail column for the second attempt but pass column for the third attempt.

More information about the limit on the number of attempts can be found on the MRCP(UK) website here: <https://www.mrcpuk.org/mrcpuk-examinations/regulations/limit-attempts>

Percentage score by topic

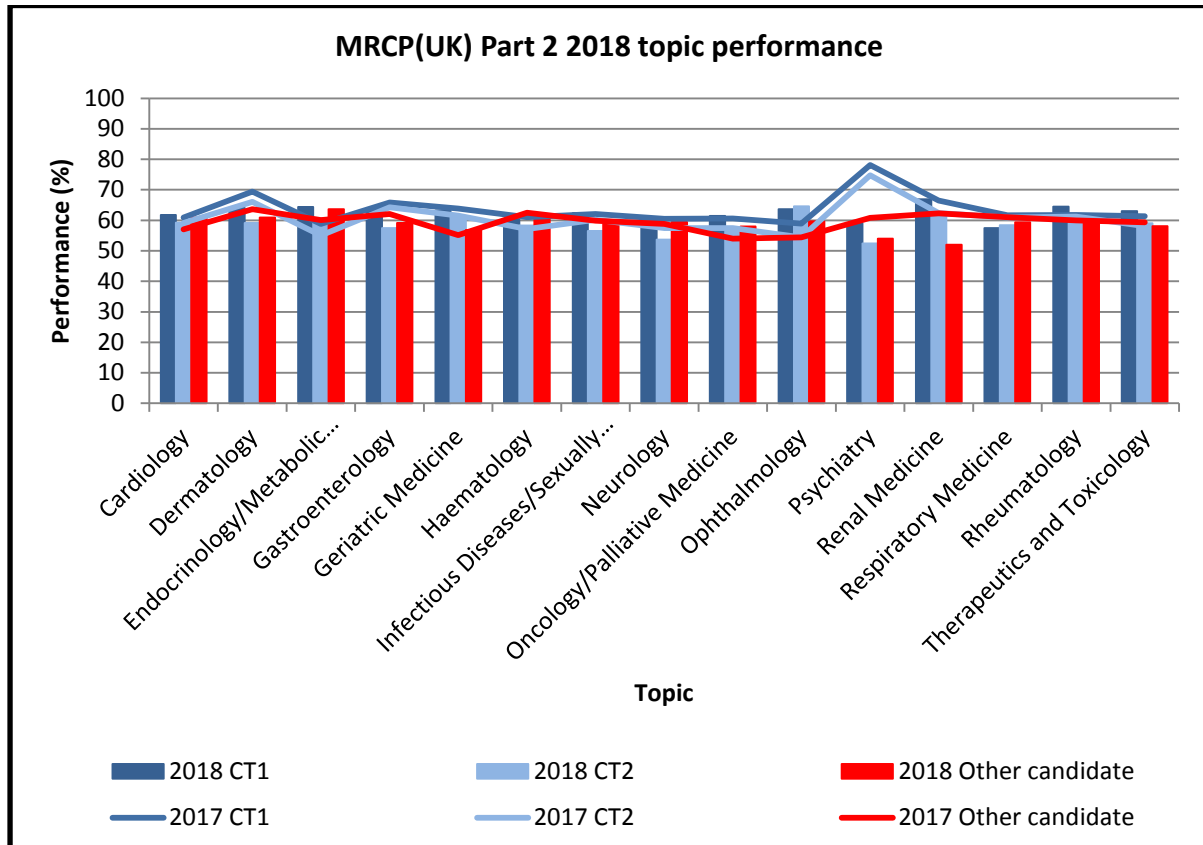
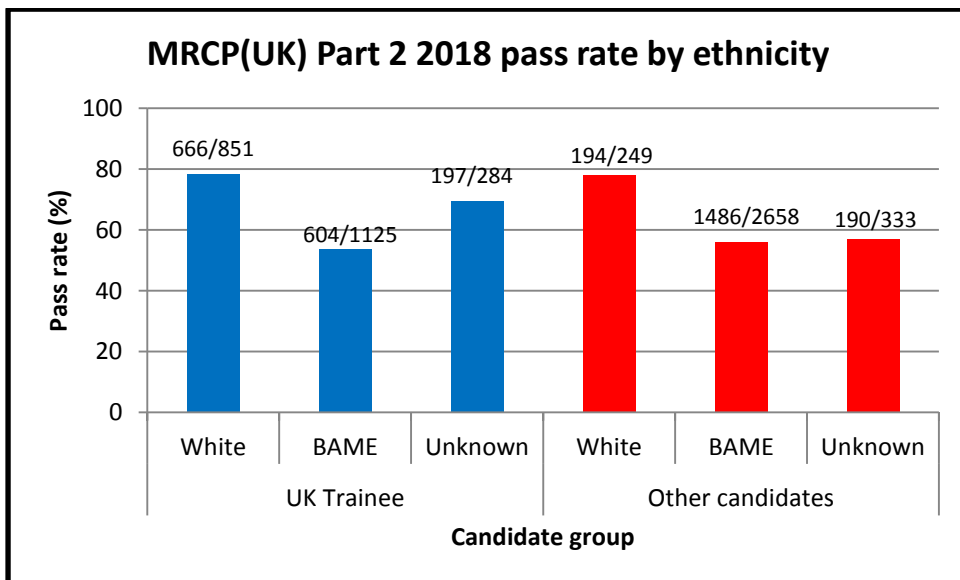
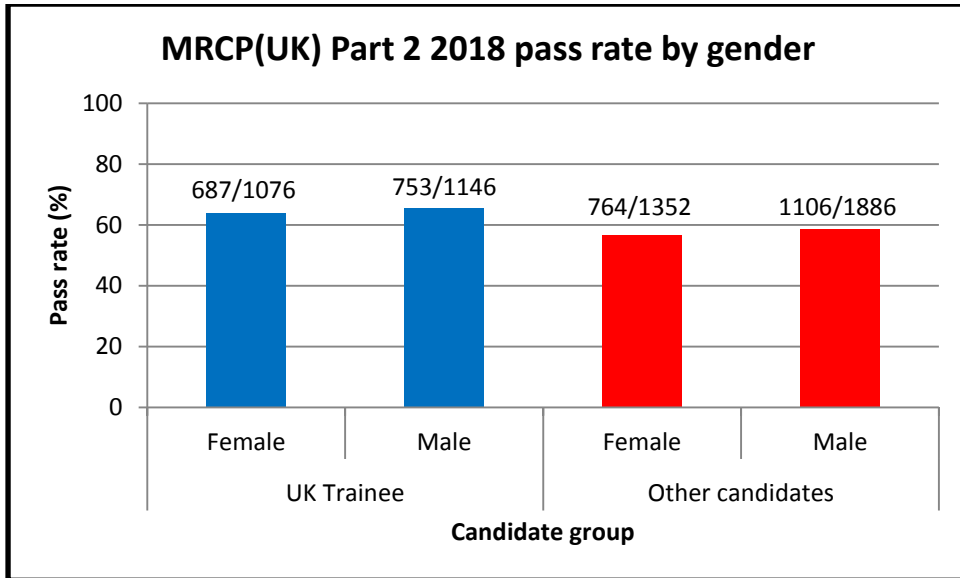


Figure 2. Performance by topic for CT1 and CT2 UK trainees and other candidates. Note that the percentages are calculated using scores from all attempts made at the examination.

Pass rate by gender and ethnicity

In 2018 male candidates are doing slightly better than their female counterparts both in UK trainees and Other candidates groups. There is a small number of candidates who did not declare their gender.

Also, White candidates have higher pass rate than their BAME counterparts.



MRCP(UK) Research Unit
February 2019