

## European Speciality Examination in Gastroenterology and Hepatology 2021 Selected examination metrics

ESEGH is a joint exam where the Specialty Certificate Examination (SCE) in Gastroenterology and the European Section and Board of Gastroenterology and Hepatology Examination (ESBGHE) became a single examination. It was first sat in 2018.

The 2021 European Speciality Examination in Gastroenterology and Hepatology (ESEGH) was sat by 444 candidates of whom 196 were self-declared UK trainees. Candidates who did not declare their training details and who also took their exams in centres outside Europe are reported as 'Other' (148). 101 candidates sat in European centres other than the UK and they are reported as European candidates.

GMC approved results equating from September 2020 and therefore the 2021 exam was equated. More information on equating and how the pass score is established could be found [here](#)

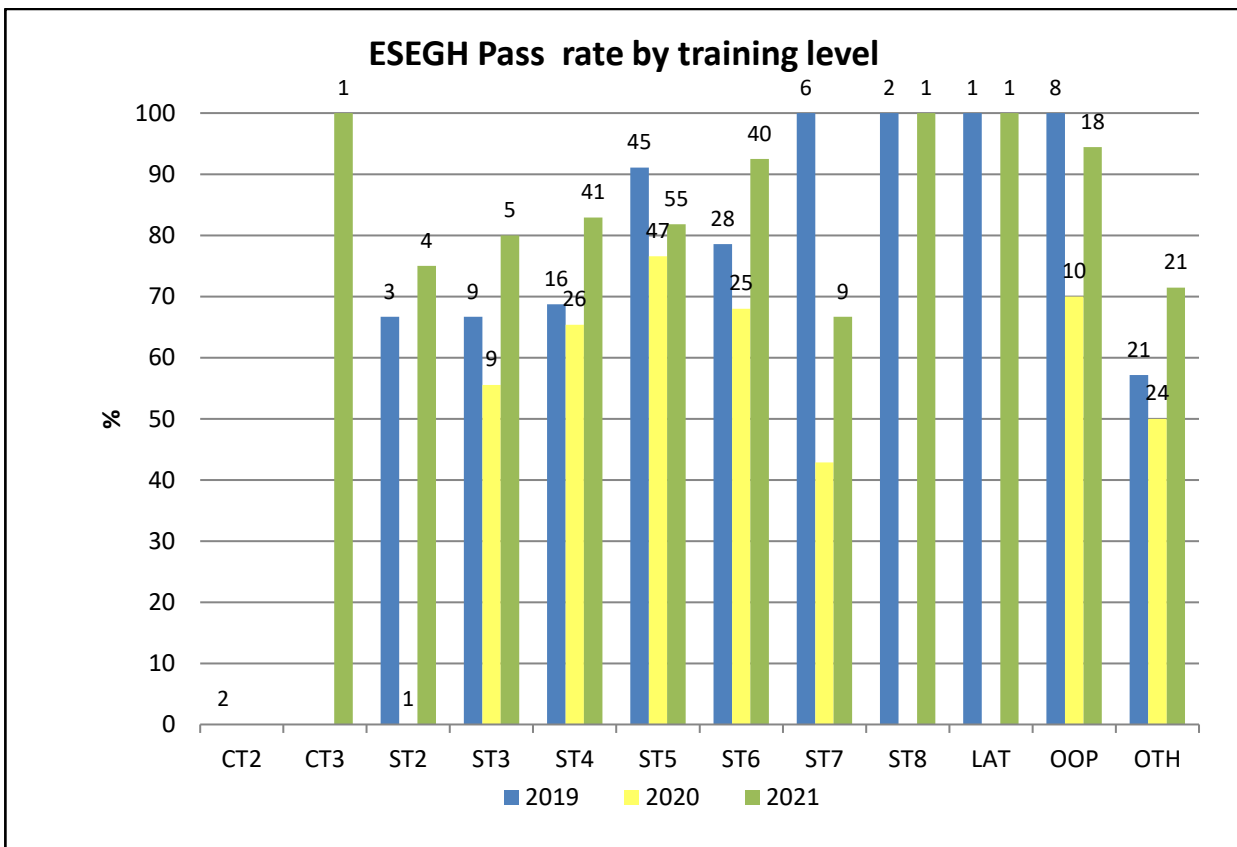
### Pass Mark

The ESEGH 2021 examination was equated using 2019 UK trainees' performance, in line with all the other SCEs. The 2019 examination will represent the base form to which all future exams will be linked to.

The equated pass mark corresponding to the 2019 pass percent of 59% (118/200) is **432**. All future ESEGH exams will use **432** as their equated pass score, meaning that the corresponding percent for **432** could be higher or lower than 59% depending on the difficulty of the exam. In 2021 the percent correct for a pass was **54.6% or 108/198**.

### Pass Rate

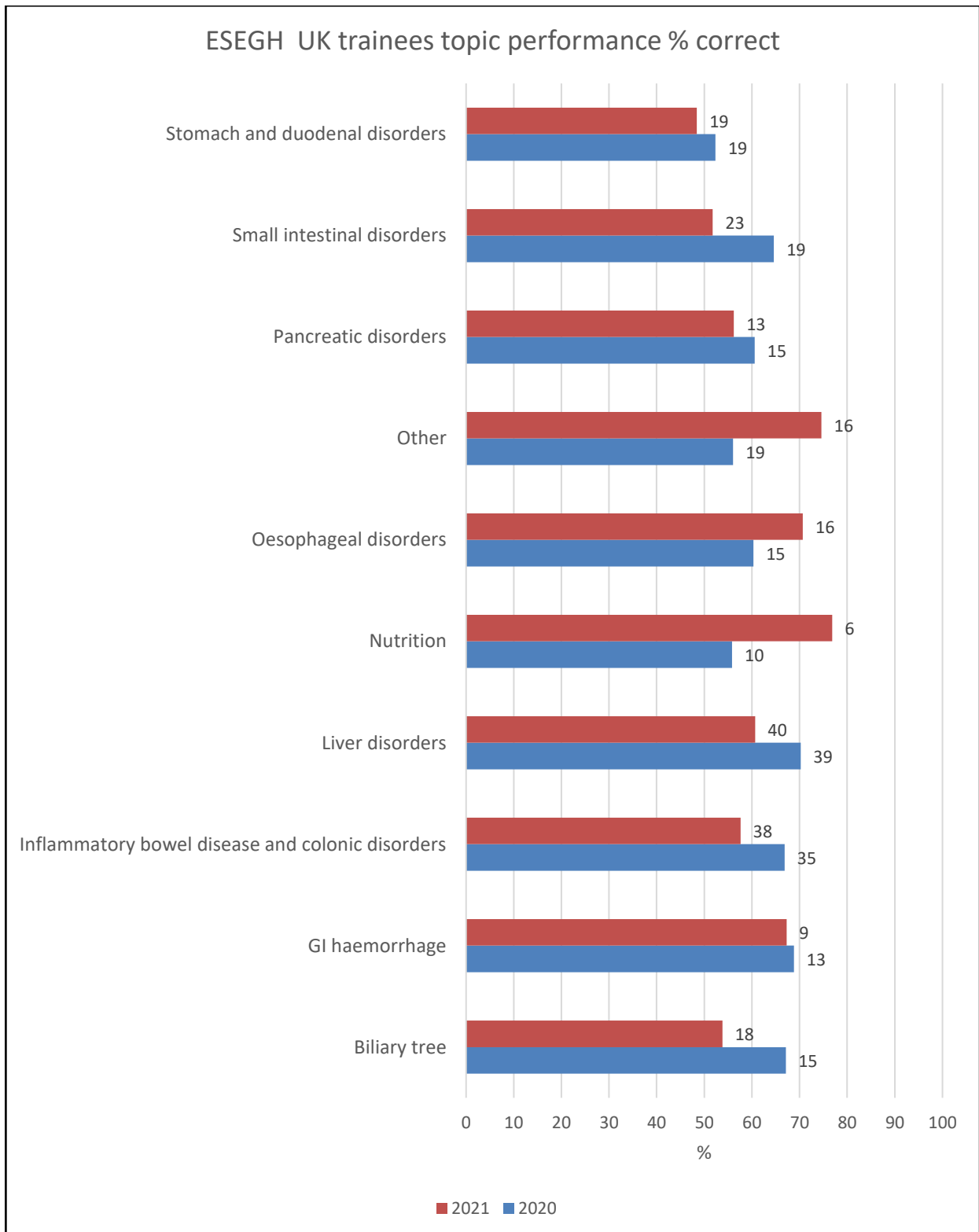
In 2021 ST5 UK trainees had the highest sitting number (55) and a pass rate of 76.6% (45/55). The pass rate for all UK trainees was 83.7% (164/196) and 78.8% (350/444) for all candidates. The pass rate for European candidates was 82.2% (83/101).



The numbers at the top of the bars are the number of sitting trainees.

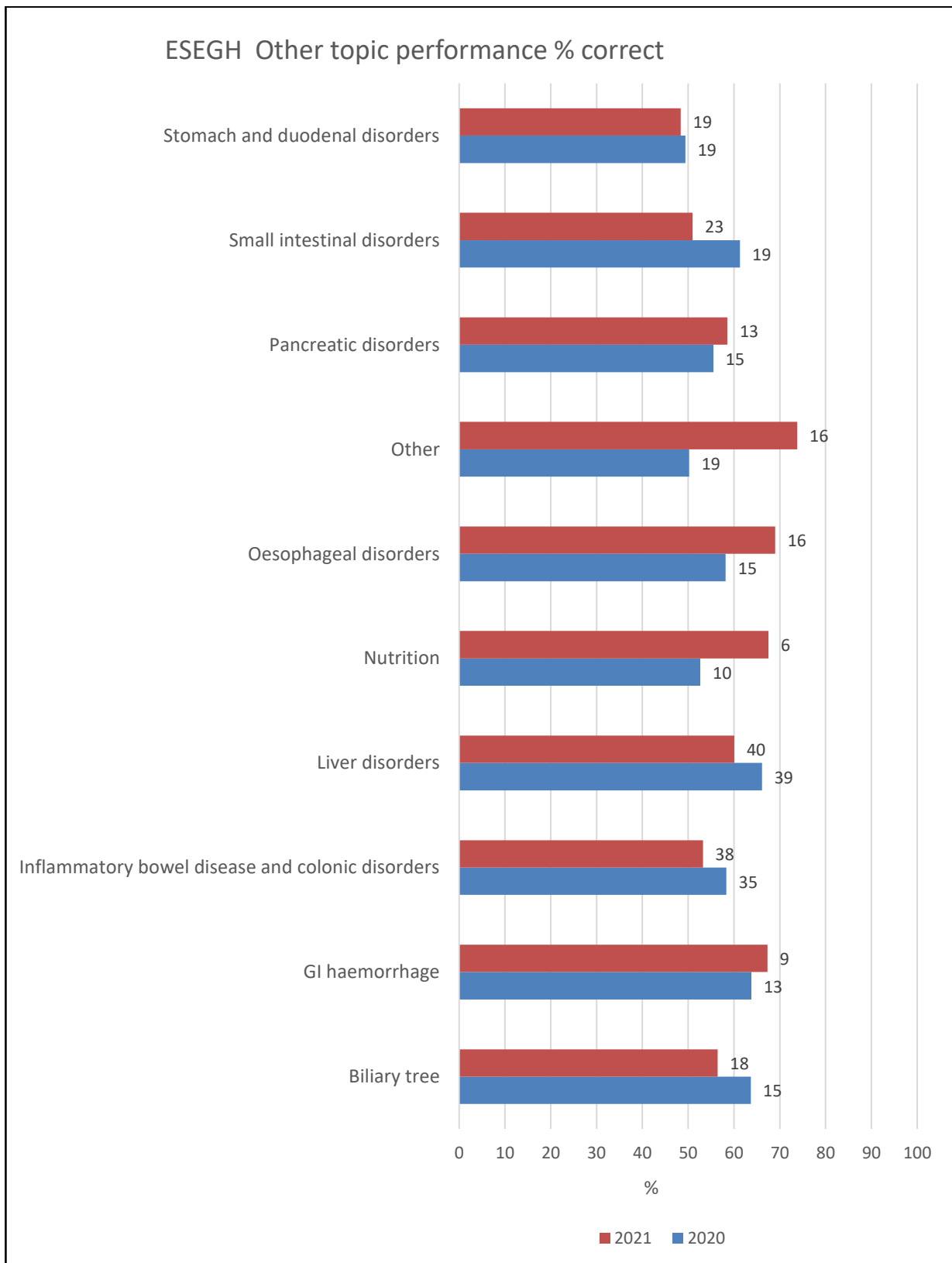
### Topic performance

In 2021 UK trainees had their highest percentage of correct answers in Nutrition and their lowest in Stomach and duodenal disorders.



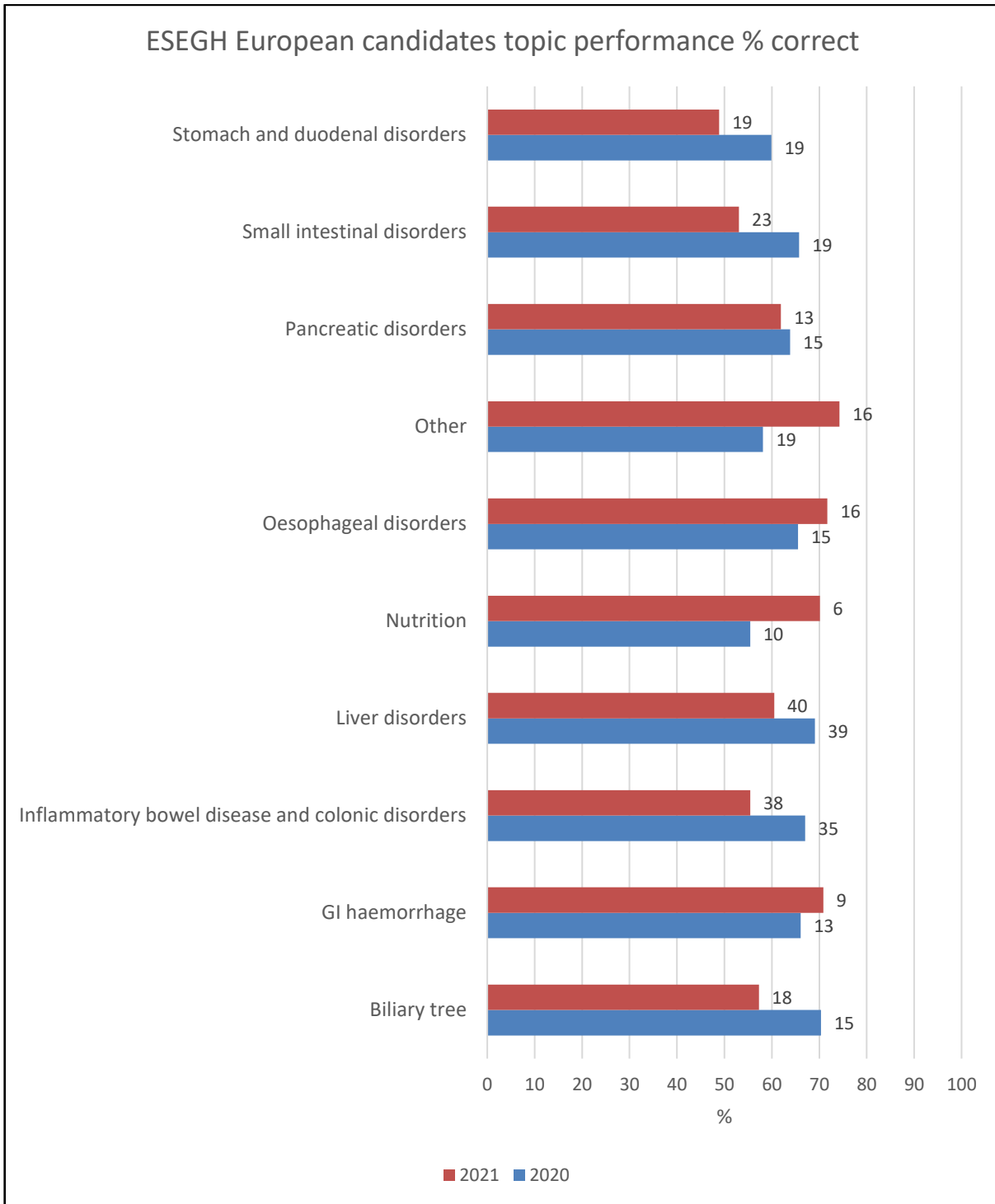
Data labels on the chart represent the number of questions per topic

In 2021 Other candidates had their highest percentage of correct answers in Other and their lowest in Stomach and duodenal disorders.



Data labels on the chart represent the number of questions per topic

In 2021 European candidates had their highest percentage of correct answers in Other and their lowest in Stomach and duodenal disorders.



Data labels on the chart represent the number of questions per topic