

# **2018 NATIONAL TRAINEE SURVEY RESULTS**

**GENITOURINARY MEDICINE**

**SPECIALTY SPECIFIC QUESTIONS**

**OCTOBER 2018**

## Introduction

The Specialty Specific Questions have been developed to test trainee's access to, participation in or confidence in the attainment of specific aspects of the specialty training curriculum.

The questions have been included Programme Specific Questions in the annual GMC National Trainee Survey. The details of these questions and the trainee responses (nationally, by Deanery/LETB and by grade can be found within this report.

96 Genitourinary Medicine trainees (22 ST3, 21 ST4, 22 ST5 and 31 ST6 trainees) completed the 2018 survey. This was no change compared to the number of trainees completing the 2017 survey. The numbers of trainees in each Deanery / LETB completing the survey were as follows:

Deanery / LETB	2017	2018	% Difference
Health Education East Midlands	4	4	+ 0%
Health Education East of England	<3	<3	
Health Education Kent, Surrey and Sussex	4	4	+ 0%
Health Education N, C & E London	6	12	+100%
Health Education North East	4	3	- 25%
Health Education North West	9	12	+ 33%
Health Education NW London	26	13	- 50%
Health Education South London	14	17	+ 21%
Health Education South West	3	4	+ 33%
Health Education Thames Valley	3	3	+ 0%
Health Education Wessex	4	<3	
Health Education West Midlands	5	6	+ 20%
Health Education Yorkshire and the Humber	<3	7	
HS Education for Scotland	6	5	- 17%
Northern Ireland Medical & Dental Training Agency	<3	<3	
Wales Deanery	3	3	+ 0%
<b>TOTAL (all trainees including where n&lt;3)</b>	<b>96</b>	<b>96</b>	<b>+ 0%</b>




	Reduction of >10% of trainees completing the NTS in 2018 compared to 2017
--	---

Wessex and Northern Ireland had less than 3 trainees complete the 2018 survey. The data from these regions has been included in the all trainee data, however deanery data is not available.

## Specialty Specific Questions

Overall, agreement decreased in seven of the eight Genitourinary Medicine specialty specific questions compared with 2017.




Specialty Specific Questions	% satisfactory responses overall		2017/2018 Difference	Agreement Highest		Agreement Lowest		% difference [Range]
1) Do you have to go outside of your deanery/LETB to obtain HIV in-patient experience? <b>No</b>	<b>2017:</b> 83%	<b>2018:</b> 92%	+9%	8/13 regions LDN (NW), NW	100% 92%	Wales Thames Valley South West	0% 67% 75%	100 [0-100]
2) I'm confident that my four year rotation will give me sufficient opportunity to meet the HIV competencies required by my curriculum. <b>Strongly agree/Agree</b>	<b>2017:</b> 92%	<b>2018:</b> 91%	-1%	4/13 regions London (S) London (NW), NW London (N, C & E)	100% 94% 92% 91%	NE, WAL KSS, SW West Midlands	67% 75% 84%	33 [67-100]
3) I'm confident that my four year rotation will give me sufficient opportunity to meet the complex anti retroviral prescribing competencies required by my curriculum. <b>Strongly agree/Agree</b>	<b>2017:</b> 96%	<b>2018:</b> 95%	-1%	8/13 regions North West Yorkshire & Humber	100% 92% 86%	North East, Wales West Midlands	67% 83%	33 [67-100]
4) I'm confident that my four year rotation will give me sufficient opportunity to meet the dermatology competencies required by my curriculum. <b>Strongly agree/Agree</b>	<b>2017:</b> 78%	<b>2018:</b> 76%	-2%	EMD, THV London (N,C & E) Yorkshire & Humber West Midlands North West	100% 92% 86% 84% 83%	North East Scotland London (NW) London (South) Wales KSS, SW	33% 60% 62% 65% 67% 75%	67 [33-100]
5) I'm confident that my four year rotation will give me sufficient contraceptive experience (including implant insertion) to meet the competencies required by my curriculum. <b>Strongly agree/Agree</b>	<b>2017:</b> 96%	<b>2018:</b> 91%	-5%	7/13 regions London (N, C & E) Yorkshire & Humber London (NW)	100% 92% 86% 85%	North East North West West Midlands	33% 83% 84%	67 [33-100]

	0 – 50% of trainees in agreement		51 – 75% of trainees in agreement		76-100% of trainees in agreement
---	----------------------------------	---	-----------------------------------	---	----------------------------------

Specialty Specific Questions	% satisfactory responses overall		2017/2018 Difference	Agreement Highest	Agreement Lowest	% difference [Range]
6) I'm confident that my four year rotation will give me sufficient experience of coil fit. <b>Strongly agree/Agree</b>	<b>2017:</b> 78%	<b>2018:</b> 75%	-3%	4/13 regions London (N, C & E) London (South) NW, SW 100% 84% 83% 75%	North East London (NW) THV, WMD 33% 62% 67%	67 [33-100]
7) I'm confident that my four year rotation will give me sufficient opportunity for research experience as required by my curriculum. <b>Strongly agree/Agree</b>	<b>2017:</b> 72%	<b>2018:</b> 71%	-1%	South West Yorkshire & Humber North West Scotland London (South) EMD, KSS 100% 85% 84% 80% 76% 75%	North East Wales West Midlands London (N, C & E) Thames Valley London (NW) 0% 33% 50% 66% 67% 69%	100 [0-100]
8) My current post gives me sufficient experience in managing individuals who have been sexually assaulted, in order to meet the competencies required by my curriculum. <b>Strongly agree/Agree</b>	<b>2017:</b> 89%	<b>2018:</b> 83%	-6%	4/13 regions London (NW) North West West Midlands London (N, C & E) 100% 92% 91% 84% 83%	North East London (S) Wales Kent, Surrey & Sussex Scotland 33% 65% 67% 75% 80%	67 [33-100]
9) What impact, if any, has a local sexual health tendering process had on your training experience? <b>Very positive/Positive</b>  <b>Negative/Very negative</b>	<b>2017:</b> 5%	<b>2018:</b> 6%	+1%	East Midlands Kent, Surrey & Sussex London (NW) London (N, C & E) 25% 17% 16% 8%	9/13 regions 0%	25 [0-25]
	25%	37%	+12%	London (N, C & E) Yorkshire & Humber North East East Midlands London (NW) North West 75% 71% 67% 47% 46% 25%	6/13 regions 0%	

0 – 50% of trainees in agreement	51 – 75% of trainees in agreement	76-100% of trainees in agreement
----------------------------------	-----------------------------------	----------------------------------

Specialty Specific Questions	% satisfactory responses overall		2017/2018 Difference	Agreement Highest		Agreement Lowest		% difference [Range]
10) What type of on-call provision, if any, do you currently provide (Please select all that apply)	<b>2017:</b>	<b>2018:</b>						
• HIV inpatients	58%	58%	+0%	KSS, London (S)	100%	4/13 regions	0%	100 [0-100]
• HIV – telephone advice	47%	50%	+3%	Kent, Surrey & Sussex	100%	5/13 regions	0%	100 [0-100]
• Genitourinary Medicine	42%	39%	-3%	EMD, WMD	100%	6/13 regions	0%	100 [0-100]
• None	30%	29%	-1%	SW, THV, Wales	100%	4/13 regions	0%	100 [0-100]
• Infectious Diseases	11%	19%	+8%	Yorkshire & Humber	86%	5/13 regions	0%	86 [0-86]
• G(I)M – ward cover	3%	4%	+1%	London (S)	18%	11/13 regions	0%	18 [0-18]
• Other	4%	4%	+0%	EMD, London (N, C & E)	25%	11/13 regions	0%	25 [0-25]
• G(I)M – acute take	1%	1%	+0%	North West	8%	12/13 regions	0%	8 [0-8]
11) Does your on-call provision in this post negatively impact on your specialty training? If so, please indicate which on-call this applies to (select all that apply)	<b>2017:</b>	<b>2018:</b>						
• N/A – no negative impact	80%	67%	-13%	EMD, WMD	100%	SW, THV, Wales	0%	100 [0-100]
• N/A – no on-call provision		27%	(new)	SW, THV, Wales	100%	KSS, LDN (S), WMD	0%	100 [0-100]
• G(I)M – ward cover	2%	3%	+1%	London (S)	12%	11/13 regions	0%	12 [0-12]
• Infectious Diseases	3%	1%	-2%	North West	8%	12/13 regions	0%	8 [0-8]
• Genitourinary Medicine	1%	1%	+0%	North West	8%	12/13 regions	0%	8 [0-8]
• G(I)M – acute take	1%	1%	+0%	North West	8%	12/13 regions	0%	8 [0-8]
• HIV inpatients		1%	(new)	Kent, Surrey & Sussex	25%	12/13 regions	0%	25 [0-25]

 0 – 50% of trainees in agreement	 51 – 75% of trainees in agreement	 76-100% of trainees in agreement
--	---	--

Deaneries are listed alphabetically by quartile in the table below with 'quartile four' containing the highest ranked and 'quartile one' the lowest. The data was produced by taking an average of all quality criteria percentages.

Quartile	Deanery / LETB	Year	N=	1	2	3	4	5	6	7	8
2	Health Education East Midlands	2017	4	100	75	75	100	100	75	25	100
4		2018	4	100	100	100	100	100	100	75	100
4	Health Education London (North Central and East)	2017	6	83	100	100	83	83	83	100	83
4		2018	12	100	92	100	92	92	83	67	83
2	NHS Education for Scotland	2017	6	100	83	100	67	100	83	67	83
4		2018	5	100	100	100	60	100	100	80	80
4	Health Education Yorkshire and Humber	2017	<3								
4		2018	7	100	100	86	86	86	71	86	100
3	Health Education Kent, Surrey and Sussex	2017	4	100	100	100	75	100	100	50	75
3		2018	4	100	75	100	75	100	100	75	75
3	Health Education South West	2017	3	33	100	100	100	100	100	67	100
3		2018	4	75	75	100	75	100	75	100	100
1	Health Education Thames Valley	2017	3	0	67	100	67	100	67	67	100
3		2018	3	67	100	100	100	100	67	67	100
3	Health Education London (North West)	2017	26	100	96	100	81	96	58	77	91
2		2018	13	92	92	100	62	85	62	69	92
4	Health Education London (South)	2017	14	100	100	100	86	100	92	79	85
2		2018	17	100	94	100	65	100	83	76	65
4	Health Education North West	2017	9	100	89	100	67	89	89	78	89
2		2018	12	92	92	92	83	83	75	83	92
1	Health Education North East	2017	4	75	50	75	50	100	75	25	75
1		2018	3	100	67	67	33	33	33	0	33
2	Wales Deanery	2017	3	0	100	67	67	100	100	100	67
1		2018	3	0	67	67	67	100	100	33	67
4	Health Education West Midlands	2017	5	100	100	100	80	100	80	80	100
1		2018	6	100	83	83	83	83	67	50	83

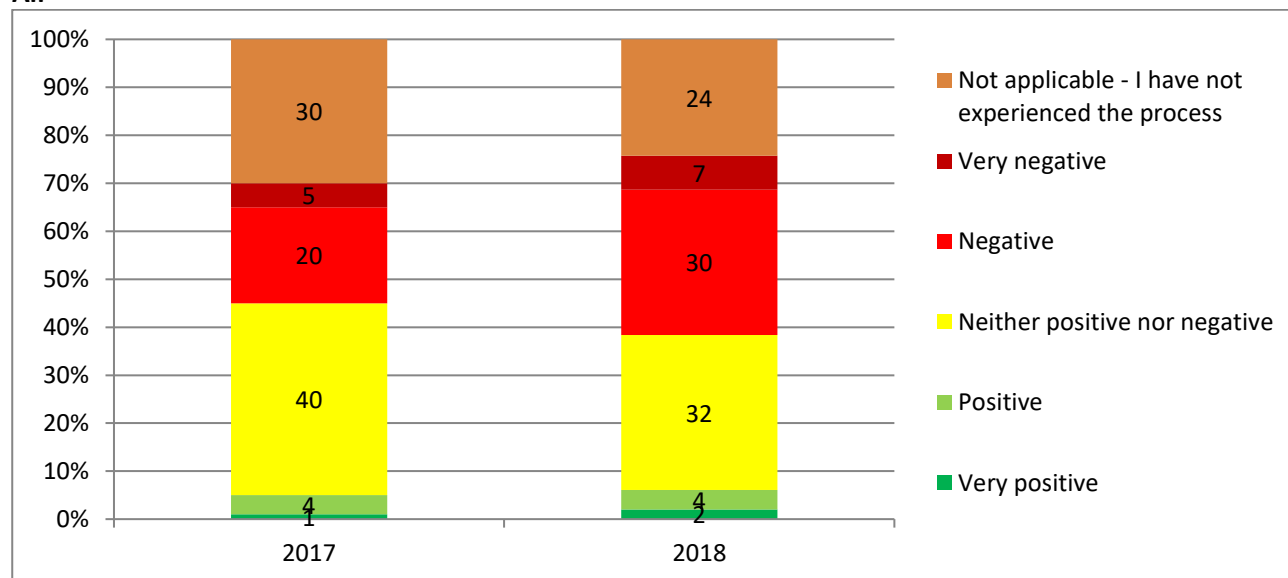
	0-50% overall agreement in 2018		51-75% overall agreement in 2018		76-100% overall agreement in 2018
--	---------------------------------	--	----------------------------------	--	-----------------------------------

## 9) What impact, if any, has a local sexual health tendering process had on your training experience?

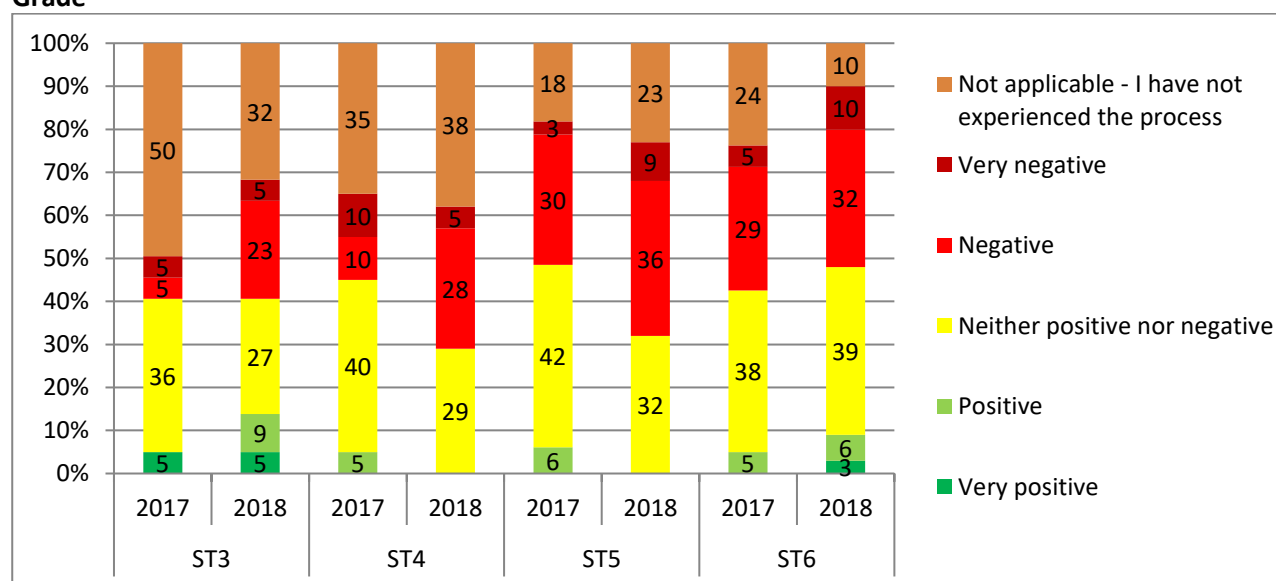
(This question was presented to trainees of the following grades: ST3, ST4, ST5, ST6) 2017: n=96

2018: n=96

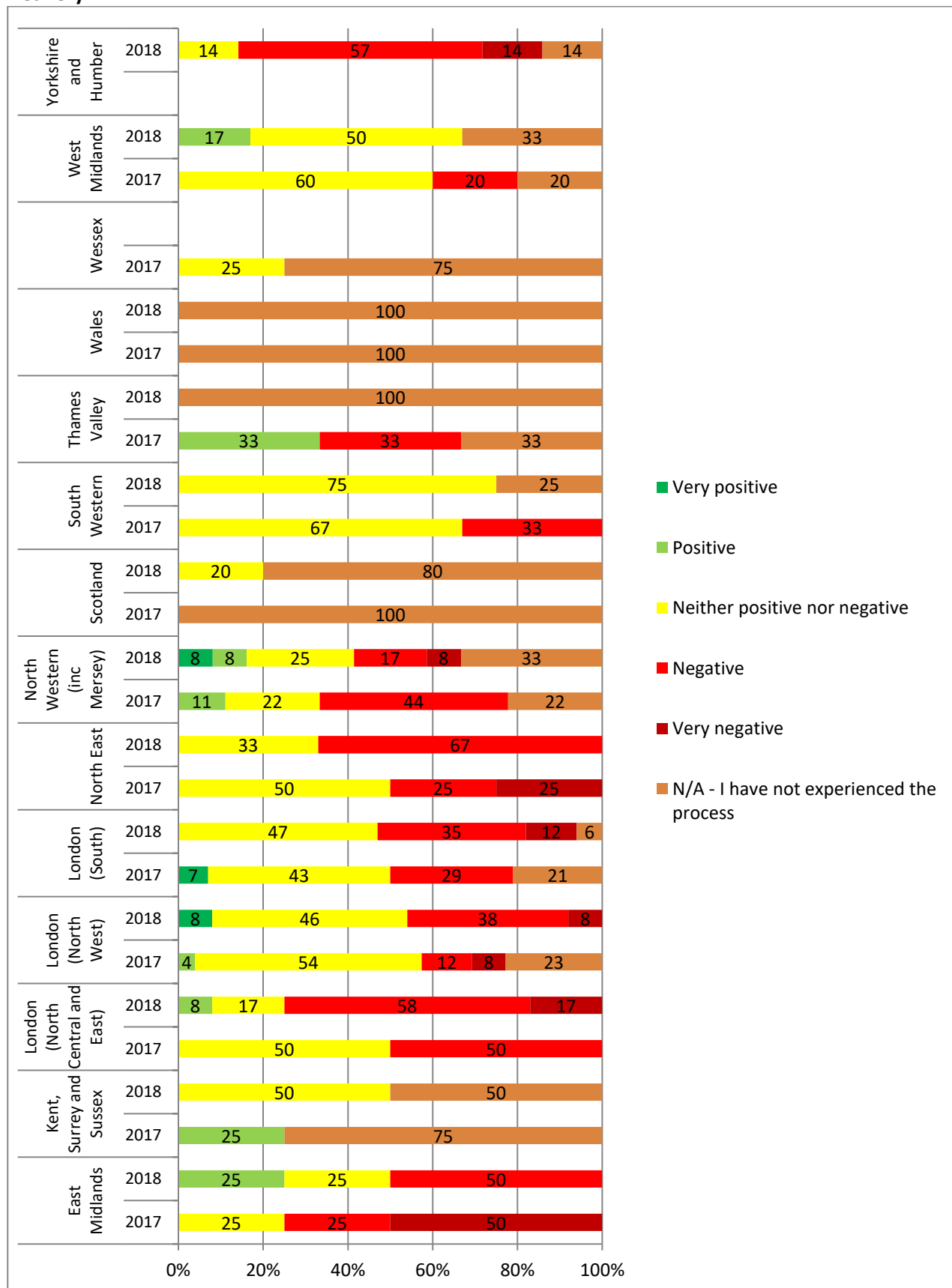
### All



### Grade



## Deanery



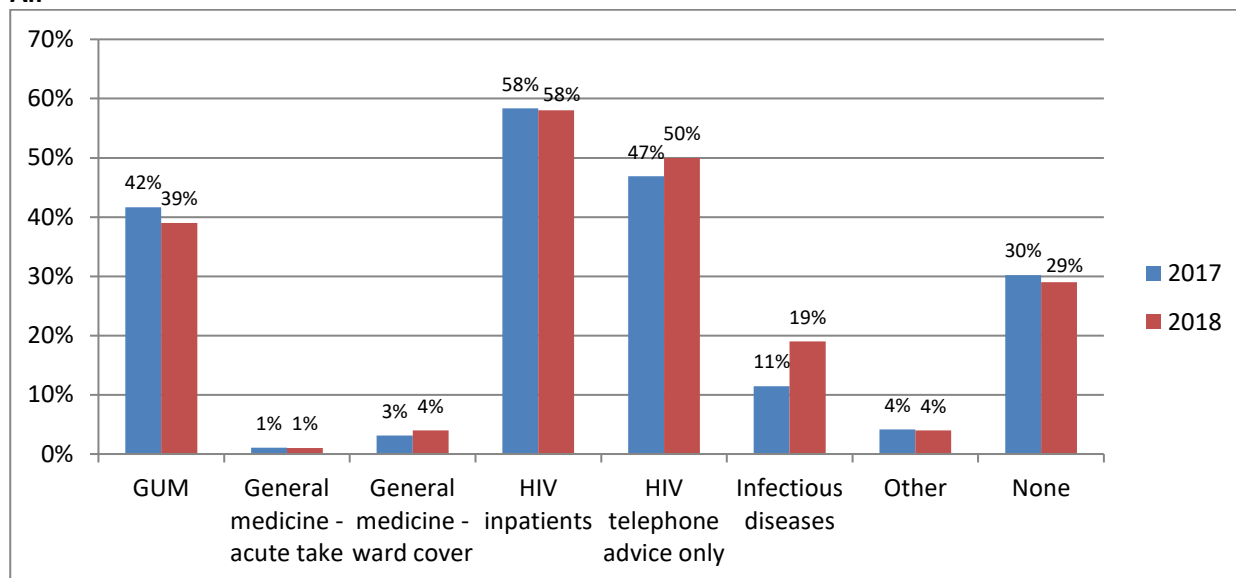


## 10) What type of on-call provision, if any, do you currently provide? (Please select all that apply)

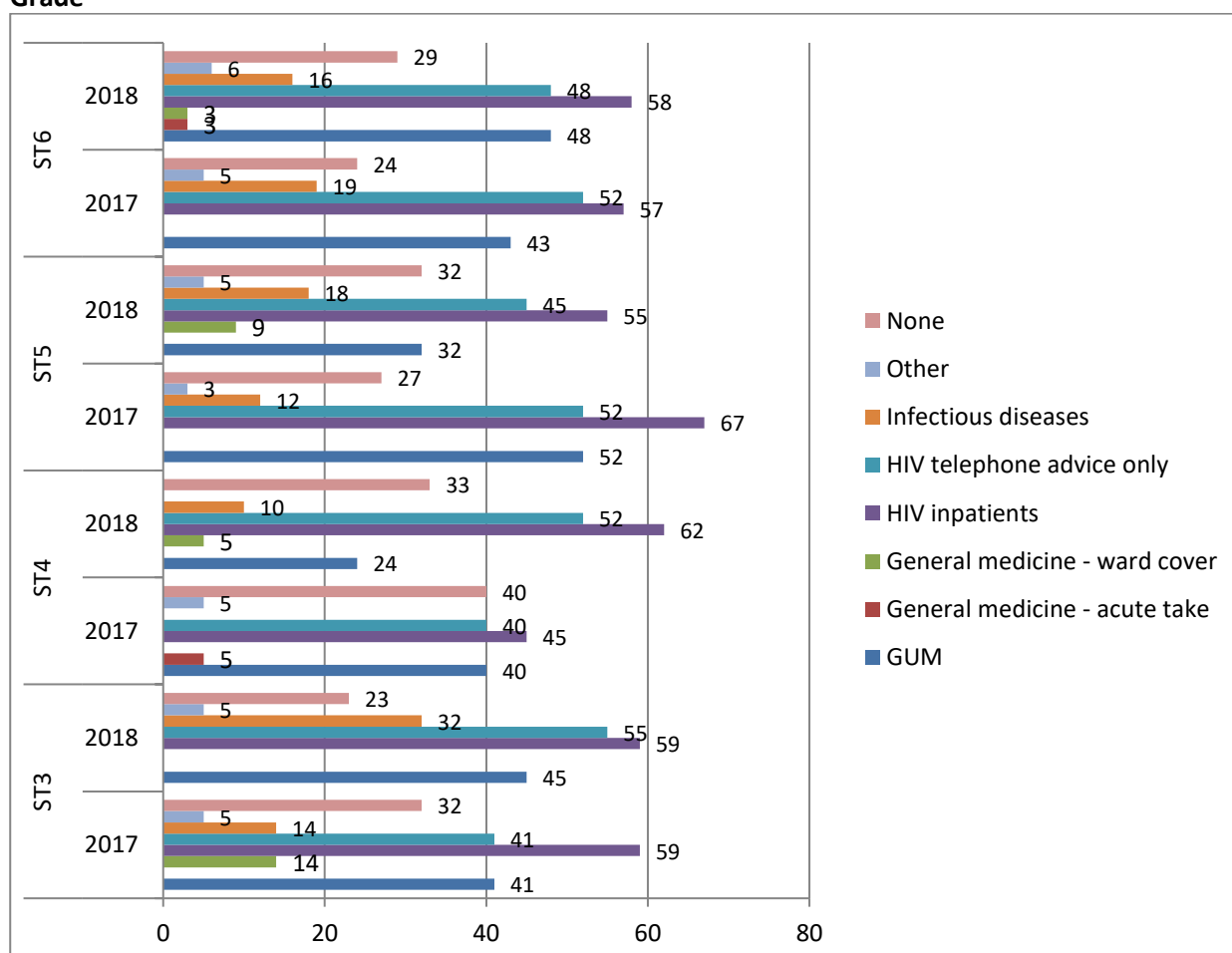
(This question was presented to trainees of the following grades: ST3, ST4, ST5, ST6) 2017: n=96

2018: n=96

### All



### Grade



## Deanery

	East Midlands		Kent, Surrey and Sussex		London (North Central and East)		London (North West)		London (South)		North East		North West	
	2017	2018	2017	2018	2017	2018	2017	2018	2017	2018	2017	2018	2017	2018
<b>GUM</b>	100%	100%	75%	75%	67%	42%	35%	31%	43%	47%	25%		44%	58%
<b>General medicine - acute take</b>													11%	8%
<b>General medicine - ward cover</b>									14%	18%				8%
<b>HIV inpatients</b>	50%	50%	100%	100%	100%	42%	62%	92%	100%	100%	25%	33%	44%	42%
<b>HIV telephone advice only</b>	75%	75%	75%	100%	100%	42%	50%	85%	64%	65%			44%	50%
<b>Infectious diseases</b>		25%			17%	25%	8%	8%		12%	50%	67%	22%	17%
<b>Other</b>		25%				25%	8%		14%					
<b>None</b>						42%	31%	8%			50%	33%	22%	25%

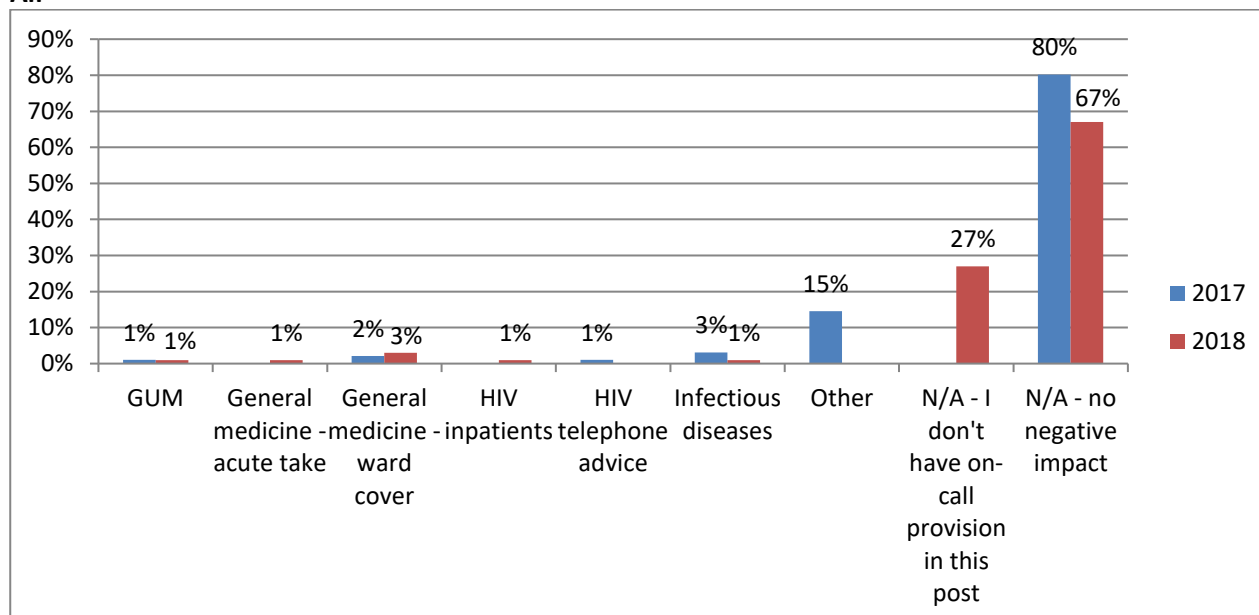
	Scotland		South West		Thames Valley		Wales		Wessex		West Midlands		Yorkshire and Humber	
	2017	2018	2017	2018	2017	2018	2017	2018	2017	2018	2017	2018	2017	2018
<b>GUM</b>	17%								100%		60%	100		
<b>General medicine - acute take</b>														
<b>General medicine - ward cover</b>	17%													
<b>HIV inpatients</b>	17%								75%		80%	83%		71%
<b>HIV telephone advice only</b>									50%		80%	83%		43%
<b>Infectious diseases</b>	33%	20%												86%
<b>Other</b>														
<b>None</b>	17%	80%	100%	100%	100%	100%	100%	100%			20%			14%

## 11) Does your on-call provision in this post negatively impact on your specialty training? If so, please indicate which on-call this applies to. (Please select all that apply)

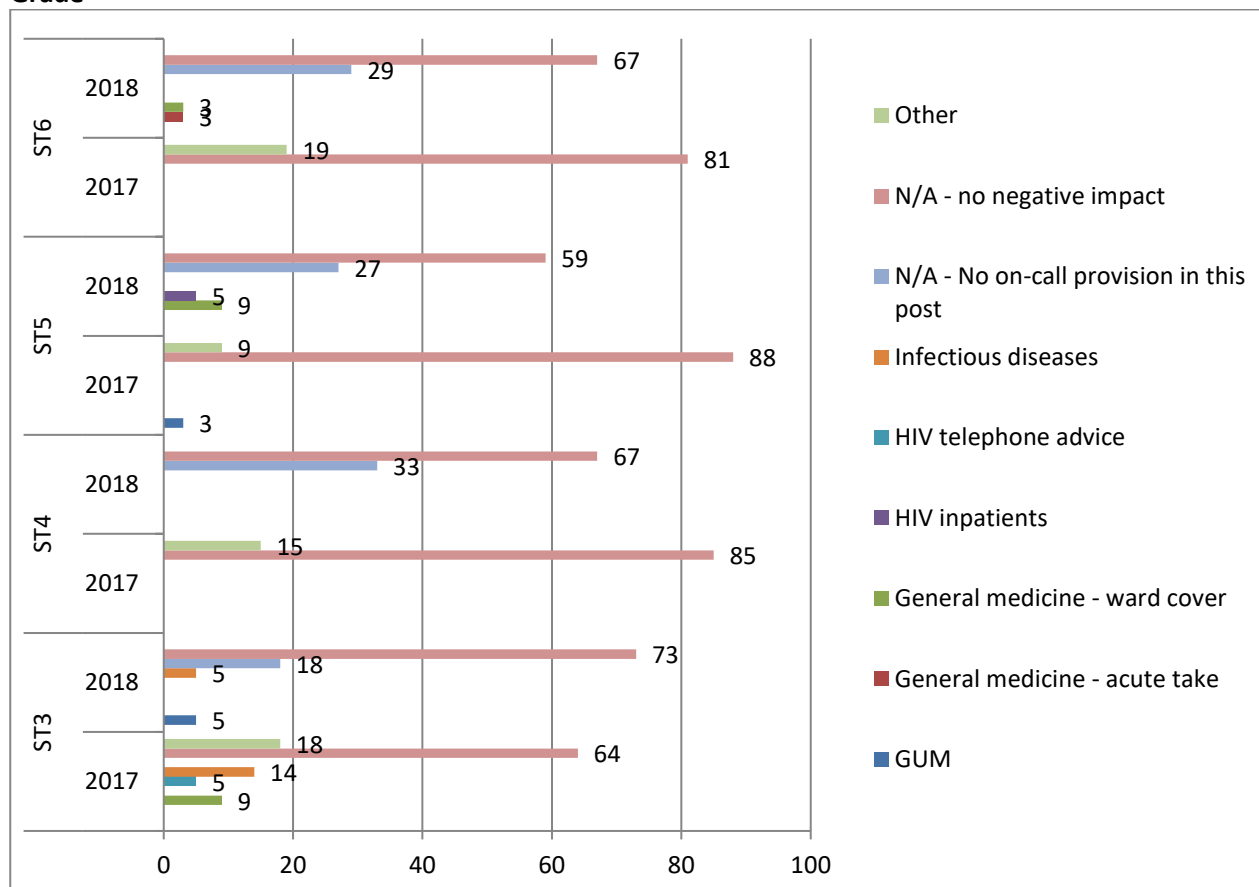
(This question was presented to trainees of the following grades: ST3, ST4, ST5, ST6) 2017: n=96

2018: n=96

### All



### Grade



## Deanery

	East Midlands		Kent, Surrey and Sussex		London (North Central and East)		London (North West)		London (South)		North East		North West	
	2017	2018	2017	2018	2017	2018	2017	2018	2017	2018	2017	2018	2017	2018
GUM			25%											8%
General medicine - acute take														8%
General medicine - ward cover									7%	12%				8%
HIV inpatients				25%										
HIV telephone advice							4%							
Infectious diseases							4%						11%	8%
Other							8%				25%		11%	
N/A - I don't have on-call provision in this post		25%				25%		8%				33%		17%
N/A - no negative impact	100%	100%	75%	75%	100%	75%	88%	92%	93%	88%	75%	67%	78%	58%

	Scotland		South West		Thames Valley		Wales		Wessex		West Midlands		Yorkshire and Humber	
	2017	2018	2017	2018	2017	2018	2017	2018	2017	2018	2017	2018	2017	2018
<b>GUM</b>														
<b>General medicine - acute take</b>														
<b>General medicine - ward cover</b>	17%													
<b>HIV inpatients</b>														
<b>HIV telephone advice</b>														
<b>Infectious diseases</b>	17%													
<b>Other</b>	50%		67%		33%		67%				20%			
<b>N/A - I don't have on-call provision in this post</b>		80%		100%		100%		100%						14%
<b>N/A - no negative impact</b>	33%	20%	33%		67%		33%		100%		80%	100%		86%