

2018 NATIONAL TRAINEE SURVEY RESULTS

AUDIO VESTIBULAR MEDICINE

SPECIALTY SPECIFIC QUESTIONS

OCTOBER 2018

Introduction

The Specialty Specific Questions have been developed to test trainee's access to, participation in or confidence in the attainment of specific aspects of the specialty training curriculum.

The questions have been included as Programme Specific Questions in the annual GMC National Trainee Survey. A table showing trainee's collective responses from a national perspective, a comparison with the responses last previously received for the question (if it has been asked in a previous year) and the region or regions where agreement is highest or lowest are shown on pages 4-7 with a fuller breakdown of the questions and the trainee responses (nationally, by Deanery/LETB and by grade later in this report.

11 Audio vestibular Medicine trainees completed the 2018 survey, four trainees less than 2017. The numbers of trainees in each Deanery / LETB completing the survey were as follows:




Deanery / LETB	2017	2018
Health Education N, C & E London	7	9
Health Education North West	4	2
Health Education NW London	1	0
Health Education South London	3	0
Total	15	11

A table showing the overall percentage of trainees in agreement with each of the specialty specific questions and the 2017/18 percentage difference is shown on page 2.

Deanery level data was only available for London (North, Central and East) as they were the only region where more than 3 trainees completed the survey in 2018.

Specialty Specific Questions – Audio vestibular Medicine

Quality Criteria	% trainees agreeing overall	2017/2018 Difference	London (N, C & E) 2018 (2017)
Q1: How satisfied/dissatisfied are you with the training in Paediatric Audiological Medicine in this post?	63%	-17%	55% (72%)
Q2: How satisfied/dissatisfied are you with the training in Paediatric Vestibular Medicine in this post?	63%	+16%	55% (57%)
Q3: How satisfied/dissatisfied are you with the training in Adult Audiological Medicine in this post?	45%	+5%	44% (28%)
Q4: How satisfied/dissatisfied are you with the training in Adult Vestibular Medicine in this post?	45%	-15%	44% (43%)
Q5: How satisfied/dissatisfied are you with the training in secondments in this post?	100%	+14%	100% (86%)
Q6: How satisfied/dissatisfied are you with the training in practical procedures in this post?	72%	+5%	66% (43%)
Q7: How satisfied/dissatisfied are you with exposure to and integration in the multi-disciplinary team/s in this post?	81%	-13%	77% (86%)
Q8: I am confident that my experience in this programme will help me acquire the clinical competences needed at this stage in my training.	72%	-21%	66% (86%)
Q9: I am confident that my experience in this programme will help me acquire the fundamental competences needed at this stage in my training.	81%	-12%	77% (86%)

 Increase in agreement 2017/18	 decrease in agreement 2017/18	 Agreement unchanged 2017/18
---	---	---

Deanery / LETB	Year	N=	Q1	Q2	Q3	Q4	Q5	Q6	Q7	Q8	Q9
Health Education London (N, C & E)	2015	8	75	63	51	63	88	50	100	100	100
	2016	9	67	56	67	44	89	56	100	89	89
	2017	7	72	57	28	43	86	43	86	86	86
	2018	9	55	55	44	44	100	66	77	66	77
Health Education London (NW)	2015	<3	No	No	No	No	No	No	No	No	No
	2016	<3	data	data	data	data	data	data	data	data	data
	2017	1	No	No	No	No	No	No	No	No	No
	2018	0	data	data	data	data	data	data	data	data	data
			No	No	No	No	No	No	No	No	No
			data	data	data	data	data	data	data	data	data
			No	No	No	No	No	No	No	No	No
Health Education London (South)	2015	<3	No	No	No	No	No	No	No	No	No
	2016	3	data	data	data	data	data	data	data	data	data
	2017	3	67	0	100	67	100	100	100	100	100
	2018	0	100	33	100	100	100	67	100	100	100
			No	No	No	No	No	No	No	No	No
Health Education North West	2015	3	100	33	0	0	67	100	100	100	100
	2016	<3	No	No	No	No	No	No	No	No	No
	2017	4	data	data	data	data	data	data	data	data	data
	2018	2	75	25	25	50	75	100	100	100	100
			No	No	No	No	No	No	No	No	No
			data	data	data	data	data	data	data	data	data