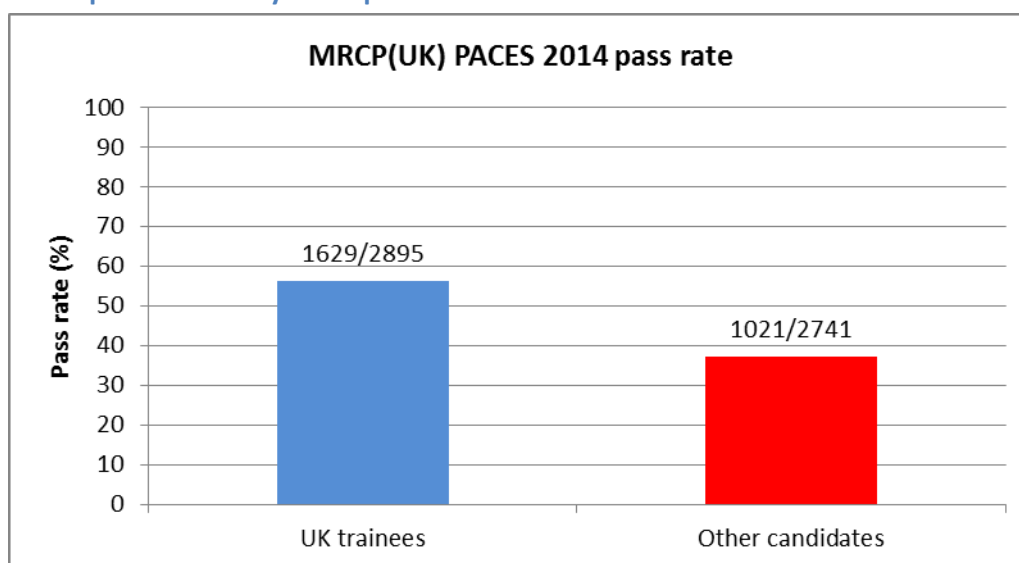


**MRCP(UK) Part 2 Clinical Examination performance report 2014**

The MRCP(UK) Part 2 Clinical Examination (Practical Assessment of Clinical Examination Skills - PACES) is designed to test the clinical knowledge and skills of trainee doctors who hope to enter higher specialist training (ST3). The examination sets rigorous standards to ensure that trainees are competent across a range of skills and ready to provide a high standard of care to patients. To pass PACES, candidates must achieve a minimum standard in each of the seven skills assessed and attain a minimum total score of 130 across the whole assessment.

In 2014 5,636 candidates sat the MRCP(UK) Part 2 Clinical Examination; 2,895 declared that they are in UK training while the candidates who did not declare their training details (2,741) are reported as 'other'.

**Pass rate and performance by attempt**



**Figure 1.** Pass rates for UK trainees and other candidates. Note that these figures are the pass rates of individual candidates rather than pass rates of the total number of attempts made.

- UK trainee’s pass rate at first attempt = 61.3% (1036/1690)
- Other candidate’s pass rate at first attempt = 38.8% (494/1274)

UK trainees					Other candidates				
Attempt	Pass	Fail	Total	Pass rate (%)	Attempt	Pass	Fail	Total	Pass rate (%)
1	1036	654	1690	61.3%	1	494	780	1274	38.8%
2-6	579	579	1158	50.0%	2-6	506	899	1405	36.0%
7+	14	33	47	29.8%	7+	21	41	62	33.9%
<b>Total</b>	<b>1629</b>	<b>1266</b>	<b>2895</b>	<b>56.3%</b>	<b>Total</b>	<b>1021</b>	<b>1720</b>	<b>2741</b>	<b>37.2%</b>

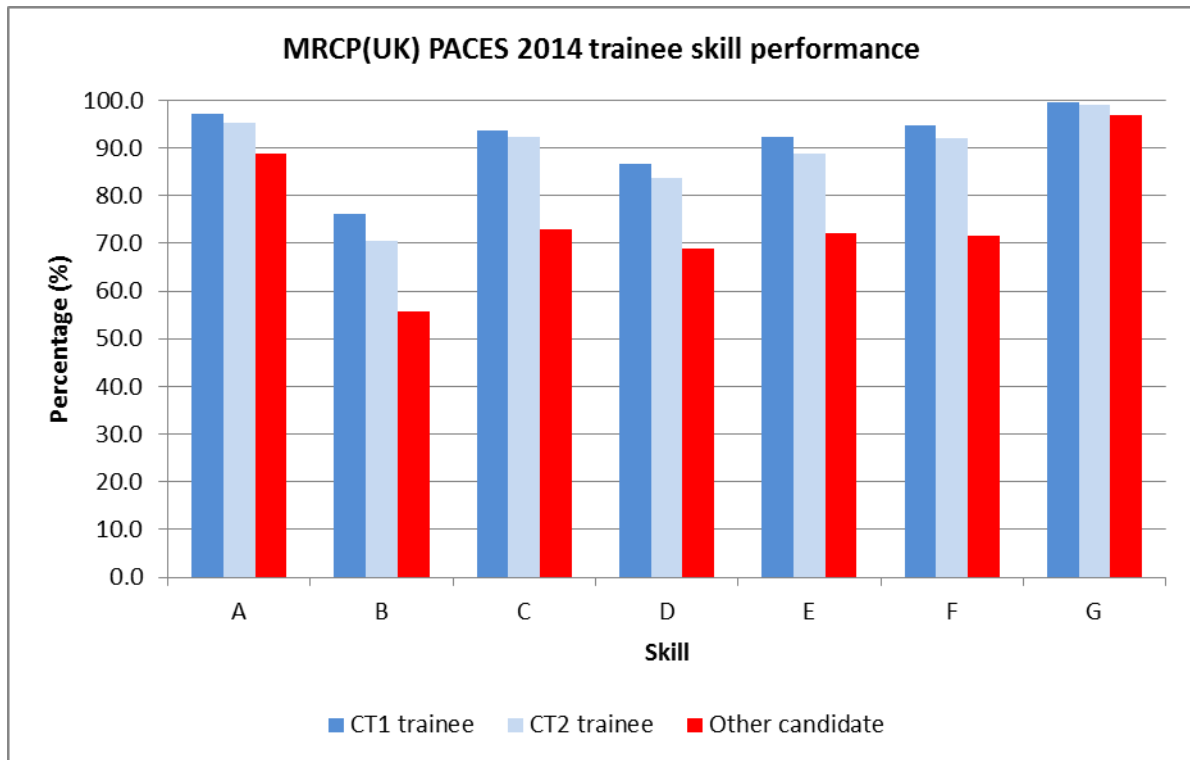
**Table 1.** Pass/Fail rates by Attempt for UK trainees and other candidates

A note on attempt data: Data includes multiple attempts due to data being accumulated across a year. More information about the limit on the number of attempts can be found on the MRCP(UK) website: <https://www.mrcpuk.org/mrcpuk-examinations/regulations/limit-attempts>

### Pass rate and performance by skill

The seven skills are:

- A Physical Examination
- B Identifying Physical Signs
- C Clinical Communication
- D Differential Diagnosis
- E Clinical Judgement
- F Managing Patients' Concerns
- G Maintaining Patient Welfare



**Figure 2.** Performance by skill for CT1 and CT2 UK trainees and other candidates. Note that the percentages are calculated using scores from all attempts made at the examination.

- Skill G – Maintaining Patient Welfare - has the highest pass rate
- Skill B – Identifying Physical Signs - has the lowest pass rate

### Performance by individual encounter

There are eight patient encounters across the five stations in PACES.

Station	Encounter
1	1: respiratory system examination 2: abdominal system examination
2	3: history-taking skills
3	4: cardiovascular system examination (CVS) 5: nervous system examination (neurological)
4	6: communication skills and ethics
5	7: brief clinical consultation 1 & 2

- The Brief Clinical Consultation (BCC) encounters in Station 5 have the highest proportional mean score (i.e. candidates perform better in this encounter) and the Neurology encounter has the lowest.

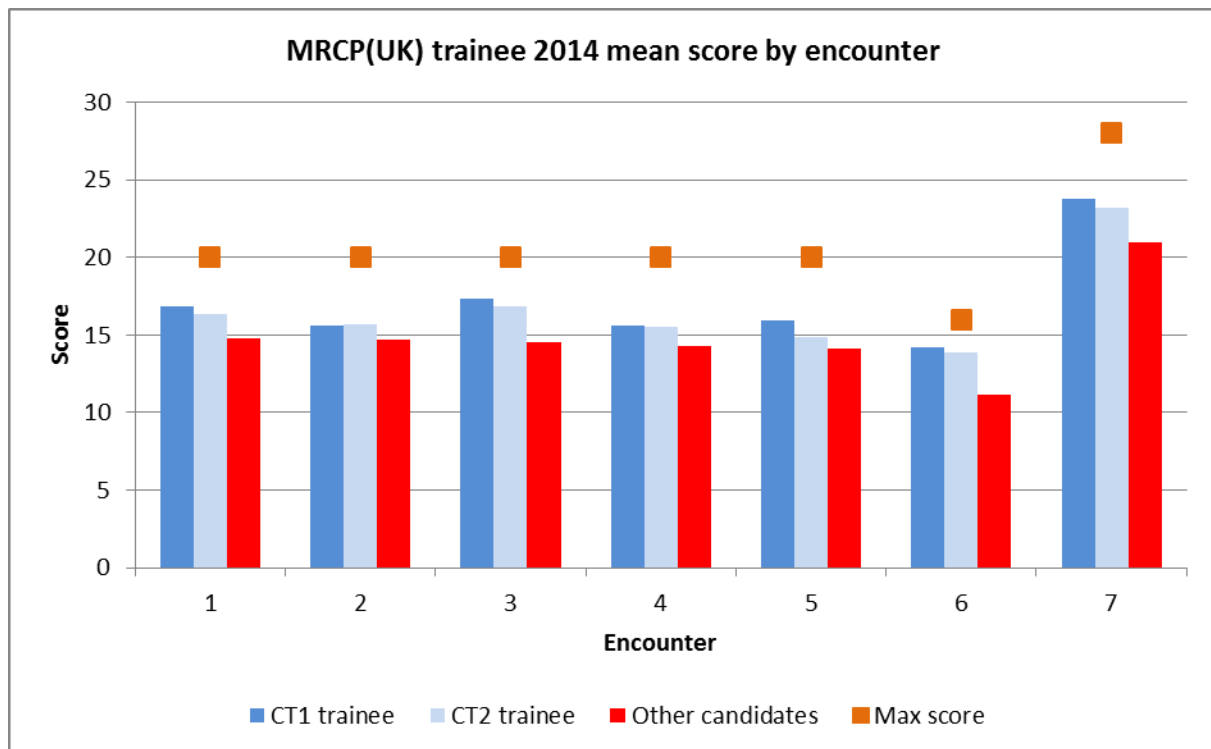


Figure 3. Performance by encounter for CT1 and CT2 UK trainees and other candidates. Note that the average scores are calculated using scores from all attempts made at the examination.

MRCP(UK) Research Unit  
May 2015